

**INDEPENDENT AUDITOR'S REPORT ON SPECIAL PURPOSE IND AS FINANCIAL STATEMENTS**

**To the Board of Directors of Jindal Steel & Alloys Limited**

**Opinion**

We have audited the accompanying Special Purpose Ind AS Financial Statements of **Jindal Steel & Alloys Limited** ("the Company"), which comprise the balance sheet as at March 31, 2025, and the statement of Profit and Loss including other comprehensive income, the cash flows statement and the statement of changes in equity for the year then ended, and notes to the Special Purpose Ind AS financial statements, including a summary of material accounting policies and other explanatory information (hereafter referred to as "Special purpose Ind AS financial statements"). These Special purpose Ind AS financial statements are prepared by the management in accordance with the recognition and measurement principles laid down in Companies (India Accounting Standards) Rules, 2015 ("Ind AS") and other accounting principles generally accepted in India.

In our opinion and to the best of our information and according to the explanations given to us, the aforesaid Special Purpose Ind AS financial statements read with Other Matter Paragraph mentioned below give the information required for consolidation by the Holding Company in preparation of the consolidated Ind AS financial statements in the manner so required and give a true and fair view in conformity with the accounting principles generally accepted in India, of the state of affairs of the Company as at March 31, 2025, its profit, total comprehensive income, its cash flows and the changes in equity for the year ended on that date.

**Basis for Opinion**

We conducted our audit in accordance with the Standards on Auditing (SAs) issued by the Institute of Chartered Accountants of India ("ICAI"). Our responsibilities under those Standards are further described in the Auditor's Responsibilities for the Audit of the Financial Statements section of our report. We are independent of the Company in accordance with the Code of Ethics issued by the Institute of Chartered Accountants of India together with the ethical requirements that are relevant to our audit of the financial statements, and we have fulfilled our other ethical responsibilities in accordance with these requirements and the Code of Ethics. We believe that the audit evidence we have obtained is sufficient and appropriate to provide a basis for our opinion.

**Responsibilities of the Management for the Special Purpose Ind AS Financial Statements**

The Company's Board of Directors are responsible for the matters stated in sub-section (5) of Section 134 of the Act with respect to the preparation of these Special purpose Ind AS financial statements that give a true and fair view of the financial position, financial performance including other comprehensive income, cash flows and changes in equity of the Company in accordance with the accounting principles generally accepted in India. This responsibility also includes maintenance of adequate accounting records in accordance with the applicable financial reporting framework for safeguarding of the assets of the Company and for preventing and detecting frauds and other irregularities; selection and application of appropriate implementation and maintenance of accounting policies; making judgments and estimates that are reasonable and prudent; and design, implementation and maintenance of adequate internal financial controls, that were operating effectively for ensuring the accuracy and completeness of the accounting records, relevant to the preparation and presentation of the Special Purpose Ind AS financial statements that give a true and fair view and are free from material misstatement, whether due to fraud or error.



In preparing the Special purpose Ind AS financial statements, the management and Board of Directors are responsible for assessing the Company's ability to continue as a going concern, disclosing, as applicable, matters related to going concern and using the going concern basis of accounting unless the management either intends to liquidate the Company or to cease operations, or has no realistic alternative but to do so.

Those Board of Directors are also responsible for overseeing the company's financial reporting process.

#### **Auditor's Responsibilities for the Audit of the Special Purpose Ind AS Financial Statements**

Our objectives are to obtain reasonable assurance about whether the Special Purpose Ind AS financial statements as a whole are free from material misstatement, whether due to fraud or error, and to issue an auditor's report that includes our opinion. Reasonable assurance is a high level of assurance but is not a guarantee that an audit conducted in accordance with SAs will always detect a material misstatement when it exists. Misstatements can arise from fraud or error and are considered material if, individually or in the aggregate, they could reasonably be expected to influence the economic decisions of users taken on the basis of these Special Purpose Ind AS financial statements.

As part of an audit in accordance with SAs, we exercise professional judgment and maintain professional skepticism throughout the audit. We also:

- Identify and assess the risks of material misstatement of the Special Purpose Ind AS financial statements, whether due to fraud or error, design and perform audit procedures responsive to those risks, and obtain audit evidence that is sufficient and appropriate to provide a basis for our opinion. The risk of not detecting a material misstatement resulting from fraud is higher than for one resulting from error, as fraud may involve collusion, forgery, intentional omissions, misrepresentations, or the override of internal control.
- Obtain an understanding of internal control relevant to the audit in order to design audit procedures that are appropriate in the circumstances but not for the purpose of expressing an opinion on the effectiveness on the entity's internal controls.
- Evaluate the appropriateness of accounting policies used and the reasonableness of accounting estimates and related disclosures made by management.
- Conclude on the appropriateness of management's and Board of Directors use of the going concern basis of accounting and, based on the audit evidence obtained, whether a material uncertainty exists related to events or conditions that may cast significant doubt on the Company's ability to continue as a going concern. If we conclude that a material uncertainty exists, we are required to draw attention in our auditor's report to the related disclosures in the Special Purpose Ind AS financial statements or, if such disclosures are inadequate, to modify our opinion. Our conclusions are based on the audit evidence obtained up to the date of our auditor's report. However, future events or conditions may cause the Company to cease to continue as a going concern.
- Evaluate the overall presentation, structure and content of the Special Purpose Ind AS financial statements, including the disclosures, and whether the Special Purpose Ind AS financial statements represent the underlying transactions and events in a manner that achieves fair presentation.

Materiality is the magnitude of misstatements in the Special Purpose Ind AS financial statements that, individually or in aggregate, makes it probable that the economic decisions of a reasonably knowledgeable user of the Special Purpose Ind





AS financial statements may be influenced. We consider quantitative materiality and qualitative factors in (i) planning the scope of our audit work; and (ii) to evaluate the effect of any identified misstatements in the Special Purpose Ind AS financial statements.

We also provide those charged with governance with a statement that we have complied with relevant ethical requirements regarding independence, and to communicate with them all relationships and other matters that may reasonably be thought to bear on our independence, and where applicable, related safeguards.


#### **Basis of Accounting and Restriction on Distribution and Use**

Without modifying our opinion, we draw attention to Note 1 to the Special Purpose Ind AS financial statements, which describes the basis of accounting. The Special Purpose Ind AS financial statements are prepared to assist Nalwa Sun Investments Limited ("the Holding Company") in preparation of the consolidated Ind AS financial statements for the year ended March 31, 2025. As a result, these Special Purpose Ind AS financial statements may not be suitable for another purpose. Our report is intended solely for Holding Company and should not be distributed to or used by parties other than Holding Company.

For **SHAH GUPTA & CO.**

Chartered Accountants

Firm Registration No – 109574W



**Parth P Patel**

Partner

M. No.172670

UDIN: 25172670BMKVEM7948

Place: Mumbai

Date: May 21, 2025



Jindal Steel & Alloys Limited  
Special Purpose Balance Sheet as at 31st March, 2025

(₹ in Lakhs)

| Particulars  | Note No. | As at 31st March, 2025 | As at 31st March, 2024 |
|--|----------|------------------------|------------------------|
| <b>I. ASSETS :</b>   |          |                        |                        |
| <b>1 Non current assets</b>  |          |                        |                        |
| (a) Financial Assets   |          |                        |                        |
| Investments  | 4        | 418.79                 | 1,099.92               |
| Loans  | 5        | 12,725.93              | 10,735.00              |
| (b) Deferred tax assets  | 6        | 15.76                  | 178.25                 |
| (c) Other non current assets   | 7        | 0.95                   | 0.95                   |
| (d) Income tax assets (net)  | 8        | 113.01                 | 112.91                 |
| <b>Total non current assets</b>  |          | <b>13,274.44</b>       | <b>12,127.03</b>       |
| <b>2 Current assets</b>  |          |                        |                        |
| (a) Financial Assets   |          |                        |                        |
| (i) Cash and cash equivalents  | 9        | 2.55                   | 2.80                   |
| (ii) Other financial assets  | 10       | 953.30                 | 772.83                 |
| (b) Other current assets   | 11       | 7.06                   | 7.82                   |
| <b>Total current assets</b>  |          | <b>962.91</b>          | <b>783.45</b>          |
| <b>Total Assets</b>  |          | <b>14,237.35</b>       | <b>12,910.48</b>       |
| <b>II. EQUITY AND LIABILITIES :</b>  |          |                        |                        |
| <b>Equity</b>  |          |                        |                        |
| (a) Equity Share capital   | 12       | 702.00                 | 702.00                 |
| (b) Other equity   | 13       | 13,534.12              | 12,207.18              |
| <b>Total equity</b>  |          | <b>14,236.12</b>       | <b>12,909.18</b>       |
| <b>Liabilities</b>   |          |                        |                        |
| <b>1 Current liabilities</b>   |          |                        |                        |
| (a) Financial liabilities  |          |                        |                        |
| Trade payables   | 14       |                        |                        |
| Total outstanding dues of micro and small                                  |          | -                      | 0.27                   |
| Total outstanding dues of creditors other than micro and small enterprises |          | 1.07                   | 0.89                   |
| (b) Other current liabilities  | 15       | 0.15                   | 0.14                   |
| <b>Total current liabilities</b>   |          | <b>1.22</b>            | <b>1.30</b>            |
| <b>Total Equity and Liabilities</b>  |          | <b>14,237.35</b>       | <b>12,910.48</b>       |

See accompanying notes to the Financial Statements

As per our attached report of even date.

For SHAH GUPTA & CO.

Chartered Accountants

FRN - 109574W

Parth P Patel

Partner

M. No. 172670

Place: Mumbai

Date : May 21, 2025

UDIN : 25172670BMKVEM7948

For and on behalf of the Board of Directors

Sanjay Goel

Director

DIN: 03633677

Sanjeev Doshi

Director

DIN: 06675966



**Jindal Steel & Alloys Limited**

**Special Purpose Statement of Profit and Loss for the year ended 31st March, 2025**

(₹ in Lakhs)

| Sr. No. | Particulars  | Note No. | For the year ended 31st March, 2025 | For the year ended 31st March, 2024 |
|---------|--|----------|-------------------------------------|-------------------------------------|
|         | <b>Income:</b>   |          |                                     |                                     |
| I.      | Revenue from operations  | 16       | 1,254.25                            | 1,097.96                            |
| II.     | Other income   | 17       | 1,784.85                            | 1,024.81                            |
| III.    | <b>Total Income</b>  |          | <b>3,039.10</b>                     | <b>2,122.77</b>                     |
|         | <b>Expenses:</b>   |          |                                     |                                     |
| IV.     | Purchases of stock-in-trade  | 18       | 1,217.68                            | 1,077.19                            |
|         | Other expenses   |          | 49.49                               | 21.69                               |
|         | <b>Total Expenses</b>  |          | <b>1,267.17</b>                     | <b>1,098.88</b>                     |
| V.      | <b>Profit before tax (III-IV)</b>  |          | <b>1,771.93</b>                     | <b>1,023.89</b>                     |
| VI.     | <b>Tax expense :</b>   | 19       |                                     |                                     |
|         | Current tax  |          | 282.50                              | 234.86                              |
|         | Deferred tax   |          | 162.49                              | 24.95                               |
| VII.    | <b>Profit for the year (V-VI)</b>  |          | <b>1,326.94</b>                     | <b>764.08</b>                       |
| VIII.   | <b>Other comprehensive income</b>  |          |                                     |                                     |
| A       | (i) Items that will not be reclassified to profit or loss  |          | -                                   | -                                   |
|         | (ii) Income tax relating to items that will not be reclassified to profit or loss                                    |          | -                                   | -                                   |
| B       | (i) Items that may be reclassified to profit or loss - The effective portion of gain and losses on inventory hedging |          | -                                   | -                                   |
|         | (ii) Income tax relating to items that may be reclassified to profit and loss  |          | -                                   | -                                   |
|         | <b>Total other comprehensive income (A+B)</b>  |          |                                     |                                     |
|         | <b>Total comprehensive income for the year (VII+VIII)</b>  |          | <b>1,326.94</b>                     | <b>764.08</b>                       |
| IX.     | Earnings per equity share: [Nominal value per share: ₹10/- (Previous year: ₹10/-)]                                   | 20       |                                     |                                     |
|         | - Basic & diluted  |          | 18.90                               | 10.88                               |

See accompanying notes to the Financial Statements

As per our attached report of even date.

**For SHAH GUPTA & CO.**

Chartered Accountants

FRN - 109574W

**Parth P Patel**

**Partner**

M. No. 172670

Place: Mumbai

Date : May 21, 2025

UDIN : 25172670BMKVEM7948

**For and on behalf of the Board of Directors**

*Sanjay*

**Sanjay Goel**  
**Director**

DIN: 03633677

*Sanjeev*

**Sanjeev Doshi**  
**Director**

DIN: 06675966

**Jindal Steel & Alloys Limited**

**Special Purpose Statement of Cash Flows for the year ended 31st March, 2025**

(₹ in Lakhs)

| Particulars   | For the year ended<br>31st March, 2025 | For the year ended<br>31st March, 2024 |
|---|--|--|
| <b>Cash flows from operating activities:</b>                |  |  |
| Net Profit / (Loss) before tax                              | 1,771.93                               | 1,023.89                               |
| Fair value of preference shares                             | (668.87)                               | (109.04)                               |
| Interest income   | (1,111.74)                             | (908.80)                               |
| <b>Operating profit before working capital changes</b>      | <b>(8.68)</b>                          | <b>6.05</b>                            |
| Adjustments for working capital:                            |  |  |
| (Increase) / Decrease in other current assets               | 0.76                                   | (3.69)                                 |
| Increase / (Decrease) in current liabilities                | 0.01                                   | -                                      |
| Increase / (Decrease) in trade payables                     | (0.09)                                 | 0.06                                   |
|   | (8.00)                                 | 2.42                                   |
| <b>Cash used in operations</b>                              |  |  |
| Direct taxes paid   | (282.60)                               | (237.52)                               |
| <b>Net cash used in operating activities</b>                | <b>(290.60)</b>                        | <b>(235.10)</b>                        |
| <b>Cash flow from investing activities:</b>                 |  |  |
| Interest received   | 931.27                                 | 737.39                                 |
| Loans & Advances given                                      | (3,470.00)                             | (1,912.00)                             |
| Loans & Advances received back                              | 1,479.07                               | 1,406.20                               |
| Redemption of preference shares                             | 1,350.00                               | -                                      |
| <b>Net Cash generated from investing activities</b>         | <b>290.34</b>                          | <b>231.59</b>                          |
| <b>Cash generated from financing activities:</b>            |  |  |
|   | -                                      | -                                      |
| <b>Net Cash generated from financing activities</b>         | <b>-</b>                               | <b>-</b>                               |
| <b>Net increase/(decrease) in cash and cash equivalents</b> | <b>(0.25)</b>                          | <b>(3.51)</b>                          |
| <b>Cash and Cash equivalents at beginning of the year</b>   | <b>2.80</b>                            | <b>6.31</b>                            |
| <b>Cash and Cash equivalents at end of the year</b>         | <b>2.55</b>                            | <b>2.80</b>                            |
|   | <b>(0.25)</b>                          | <b>(3.51)</b>                          |

See accompanying notes to the Financial Statements

As per our attached report of even date.

**For SHAH GUPTA & CO.**

Chartered Accountants

FRN - 109574W

**Parth P Patel**

**Partner**

M. No. 172670

Place: Mumbai

Date : May 21, 2025

UDIN : 25172670BMKVEM7948

**For and on behalf of the Board of Directors**

*Sanjay*

**Sanjay Goel**

**Director**

DIN: 03633677

*Sanjeev*

**Sanjeev Doshi**

**Director**

DIN: 06675966



**Jindal Steel & Alloys Limited**  
**Special Purpose Statement of changes in equity for the year ended 31st March, 2025**

**a. Equity share capital**

(1) Current reporting year :

(₹ in Lakhs)

| Particulars      | Balance at the beginning of current reporting year | Changes in Equity Share Capital due to prior period errors | Restated balance at the beginning of current reporting year | Balance at the end of current reporting year |
|------------------|--|--|---|--|
| 1. Equity shares | 702.00   | -  | 702.00  | 702.00                                       |
| Total            | 702.00   | -  | 702.00  | 702.00                                       |
|                  |  |  |   |  |

(2) Previous reporting year :

(₹ in Lakhs)

| Particulars      | Balance at the beginning of previous reporting year | Changes in Equity Share Capital due to prior period errors | Restated balance at the beginning of previous reporting year | Balance at the end of previous reporting year |
|------------------|---|--|--|---|
| 1. Equity shares | 702.00  | -  | 702.00   | 702.00  |
| Total            | 702.00  | -  | 702.00   | 702.00  |
|                  |   |  |  |   |

**b. Other equity**

(1) Current reporting year :

(₹ in Lakhs)

| Particulars   | Reserves & Surplus |                    | Total     |
|---|--------------------|--------------------|-----------|
|   | Retained earnings  | Securities Premium |           |
| Balance at the beginning of current reporting year          | 9,407.18           | 2,800.00           | 12,207.18 |
| Changes in accounting policy or prior period errors         | -                  | -                  | -         |
| Restated balance at the beginning of current reporting year | 9,407.18           | 2,800.00           | 12,207.18 |
| Total Comprehensive Income for the current year             | 1,326.94           | -                  | 1,326.94  |
| Balance at the end of current reporting year                | 10,734.12          | 2,800.00           | 13,534.12 |

(2) Previous reporting year :

(₹ in Lakhs)

| Particulars  | Reserves & Surplus |                    | Total     |
|--|--------------------|--------------------|-----------|
|  | Retained earnings  | Securities Premium |           |
| Balance at the beginning of previous reporting year          | 8,643.10           | 2,800.00           | 11,443.10 |
| Changes in accounting policy or prior period errors          | -                  | -                  | -         |
| Restated balance at the beginning of previous reporting year | 8,643.10           | 2,800.00           | 11,443.10 |
| Total Comprehensive Income for the previous year             | 764.08             | -                  | 764.08    |
| Balance at the end of previous reporting year                | 9,407.18           | 2,800.00           | 12,207.18 |

See accompanying notes to the Financial Statements

As per our attached report of even date.  
**For SHAH GUPTA & CO.**  
Chartered Accountants  
FRN - 109574W

**Parth P Patel**  
Partner

M. No. 172670

Place: Mumbai

Date : May 21, 2025

UDIN : 25172670BMKVEM7948

**For and on behalf of the Board of Directors**

**Sanjay Goel**  
Director  
DIN: 03633677

**Sanjeev Doshi**  
Director  
DIN: 06675966

# JINDAL STEEL & ALLOYS LIMITED

## Notes forming part of financial statements

### 1. General Information

The Company was incorporated on June 10, 1993 and engaged in the business of wholesale trading and Investing & Financing.

The Company is a subsidiary of a Listed Non-Banking Financial Company (NBFC) i.e. Nalwa Sons Investments Ltd. Since, the Company is not an NBFC it is not required to prepare Ind-As Financial Statements and it can continue to prepare its financials in accordance with requirements of the Accounting Standards notified under the Companies (Accounting Standards) Rules, 2006 ("Previous GAAP").

These Financial Statements are the Special Purpose Financial Statements ("Financial Statement") and are prepared only for the specific purpose of being used by the Holding Company for preparation of its' Consolidated Financial Statements.

### 2. (a) Statement of compliance

These Financial statements have been prepared in accordance with the accounting principles generally accepted in India including Indian Accounting Standards (Ind AS) prescribed under the Section 133 of the Companies Act, 2013 read with Rule 3 of the Companies (Indian Accounting Standards) Rules, 2015 as amended.

Accordingly, the Company has prepared the Financial statements which comprise of Balance Sheet, Statement of Profit & Loss, the Statement of cash flows, the Statement of Changes in Equity and accounting policies and other explanatory information (together hereinafter referred to as "Financial Statements").

The aforesaid Financial statements have been approved by the Board of Directors in the meeting held on 21st May, 2025.

The Balance Sheet, the Statement of Profit and Loss and the Statement of Changes in Equity are prepared and presented in the format prescribed in the Division III of Schedule III to the Act. The Statement of Cash Flows has been prepared and presented as per the requirements of IND AS 7 "Statement of Cash Flows".

A statement regarding maturity within 12 months after the reporting date and more than 12 months after the reporting date is presented in Note 21.

### (b) Basis of preparation of Financial Statements:

The standalone financial statements of the Company have been prepared in accordance with historical cost basis except for certain financial instruments measured at fair value at the end of each reporting year as explained in the accounting policies below:

### (c) Material accounting policies:

#### i. Financial Instrument

Financial assets and financial liabilities are recognised when an entity becomes a party to the contractual provisions of the instrument

Financial assets and financial liabilities are initially measured at fair value. Transaction cost that are directly attributable to the acquisition or issue of financial assets and financial liabilities (other than financial assets and financial liabilities at fair value through statement of Profit and Loss (FVTPL)) are added to or deducted from the fair value of the financial assets or financial liabilities, as appropriate, on initial recognition. Transaction costs directly attributable to the acquisition of financial assets or financial liabilities at fair value through profit and loss are recognized immediately in the Statement of Profit and Loss.

#### A. Financial assets:

##### a. Initial recognition and measurement:

All financial assets are recognised initially at fair value. Transaction cost that are directly attributable to acquisition of financial assets, which not at fair value through Statement of Profit and Loss, are adjusted to the fair value on initial recognition. Purchase and sale of financial assets are recognised using trade date accounting.





# JINDAL STEEL & ALLOYS LIMITED

## Notes forming part of financial statements

### b. Subsequent measurement:

On initial recognition, a financial asset is classified to be measured at :

- a. at amortised cost
- b. at fair value through profit or loss (FVTPL)
- c. at fair value through other comprehensive income (FVTOCI)

### c. Classification of financial assets

On initial recognition, a financial asset is classified to be measured at amortised cost, fair value through other comprehensive income ( FVTOCI) or fair value through profit & loss (FVTPL)

#### Financial Assets at amortised cost:

A financial asset is measured at the amortised cost if both the following conditions are met and is not designated at FVTPL:

- a. The asset is held within a business model whose objective is to hold assets for collecting contractual cash flows, and
- b. contractual terms of the asset give rise on specified dates to cash flows that are solely payments of principal and interest (SPPI) on the principal amount outstanding.

After initial measurement such financial assets are subsequently measured at amortised cost using the effective interest rate (EIR) method. Amortised cost is calculated by taking into account any discount or premium on acquisition and fees or costs that are an integral part of the EIR. The EIR amortisation is included in finance income in the Statement of Profit and Loss. The losses arising from impairment are recognised in the Statement of Profit and Loss.

#### Financial Assets at Fair Value through Other comprehensive income (FVTOCI):

An equity instrument is classified as FVTOCI only if it meets both of the following conditions and is not recognised at FVTPL:

- a. The Company's business model objective for managing the financial asset is achieved both by collecting contractual cash flows and selling the financial assets, and
- b. The contractual terms of the financial asset give rise on specified dates to cash flows that are solely payments of principal and interest on the principal amount outstanding.

If the Company decides to classify an instrument as at FVTOCI, then all fair value changes on the instrument, excluding dividends, are recognized in the Other Comprehensive Income. There is no recycling of the amounts from Other Comprehensive Income(OCI) to Profit and Loss, even on sale of investment. However, the Company may transfer the cumulative gain or loss within equity.

A financial asset is measured at FVTPL unless it is measured at amortized cost or at FVTOCI as explained above. This is a residual category applied to all other investments of the Company. Such financial assets are subsequently measured at fair value at each reporting date. Fair value changes are recognized in the Statement of Profit and Loss.

All Equity investments in scope of Ind AS 109 are measured at fair value. The Company makes such election on an instrument by instrument basis. The classification is made on initial recognition and is irrevocable.

### d. De-recognition of financial assets

The Company de-recognises a financial asset when the contractual rights to the cash flows from the asset expire, or when it transfers the financial asset and substantially all the risks and rewards of ownership of the asset to another party. If the Company neither transfers nor retains substantially all the risks and rewards of ownership and continues to control the transferred asset, the Company recognises its retained interest in the asset and an associated liability for amounts it may have to pay. If the Company retains substantially all the risks and rewards of ownership of a transferred financial asset, the Company continues to recognise the financial asset and also recognises a collateralised borrowing for the proceeds received.

On de-recognition of a financial asset in its entirety, the difference between the asset's carrying amount and the sum of the consideration received and receivable and the cumulative gain or loss that had been recognised in other comprehensive income and accumulated in equity is recognised in profit or loss if



# JINDAL STEEL & ALLOYS LIMITED

## Notes forming part of financial statements

such gain or loss would have otherwise been recognised in profit or loss on disposal of that financial asset.

On de-recognition of a financial asset other than in its entirety (e.g. when the Company retains an option to repurchase part of a transferred asset), the Company allocates the previous carrying amount of the financial asset between the part it continues to recognise under continuing involvement, and the part it no longer recognises on the basis of the relative fair values of those parts on the date of the transfer. The difference between the carrying amount allocated to the part that is no longer recognised and the sum of the consideration received for the part no longer recognised and any cumulative gain or loss allocated to it that had been recognised in other comprehensive income is recognised in profit or loss if such gain or loss would have otherwise been recognised in profit or loss on disposal of that financial asset. A cumulative gain or loss that had been recognised in other comprehensive income is allocated between the part that continues to be recognised and the part that is no longer recognised on the basis of the relative fair values of those parts.

### e. Impairment of financial assets

The Company recognises a loss allowance for Expected Credit Losses (ECL) on financial assets that are measured at amortised cost and at FVTOCI. The credit loss is difference between all contractual cash flows that are due to an entity in accordance with the contract and all the cash flows that the entity expects to receive (i.e. all cash shortfalls), discounted at the original effective interest rate. This is assessed on an individual or collective basis after considering all reasonable and supportable including that which is forward-looking.

The Company's trade receivables or contract revenue receivables do not contain significant financing component and loss allowance on trade receivables is measured at an amount equal to life time expected losses i.e. expected cash shortfall, being simplified approach for recognition of impairment loss allowance.

Under simplified approach, the Company does not track changes in credit risk. Rather it recognises impairment loss allowance based on the lifetime ECL at each reporting date right from its initial recognition. The Company uses a provision matrix to determine impairment loss allowance on the portfolio of trade receivables.

The provision matrix is based on its historically observed default rates over the expected life of the trade receivable and is adjusted for forward-looking estimates. At every reporting date, the historical observed default rates are updated and changes in the forward-looking estimates are analysed.

For financial assets other than trade receivables, the Company recognises 12-months expected credit losses for all originated or acquired financial assets if at the reporting date the credit risk of the financial asset has not increased significantly since its initial recognition (Stage 1). The expected credit losses are measured as lifetime expected credit losses if the credit risk on financial asset increases significantly since its initial recognition (Stage 2) or which are credit impaired (Stage 3). If, in a subsequent period, credit quality of the instrument improves such that there is no longer significant increase in credit risks since initial recognition, then the Company reverts to recognising impairment loss allowance based on 12 months ECL. For equity instruments and financial assets measured at FVTPL, there is no requirement for impairment testing.

**Definition of Default:** The Company considers a financial instrument defaulted and therefore Stage 3 (credit-impaired) for ECL calculations in all cases when the borrower becomes 90 days past due on its contractual payments. The three stages reflect the general pattern of credit deterioration of a financial instrument. The differences in accounting between stages relate to the recognition of expected credit losses and the calculation and presentation of interest revenue.

### f. Effective interest method

The effective interest method is a method of calculating the amortised cost of a debt instrument and of allocating interest income over the relevant period. The effective interest rate is the rate that exactly discounts estimated future cash receipts (including all fees and points paid or received that form an integral part of the effective interest rate, transaction costs and other premiums or discounts) through the





# JINDAL STEEL & ALLOYS LIMITED

## Notes forming part of financial statements

expected life of the debt instrument, or, where appropriate, a shorter period, to the net carrying amount on initial recognition.

Income is recognised on an effective interest basis for debt instruments other than those financial assets classified as at FVTPL. Interest income is recognized in profit or loss and is included in the 'Other income' line item.

### **B. Financial liabilities and equity instruments:**

#### **a. Classification as debt or equity**

Debt and equity instruments issued by a company are classified as either financial liabilities or as equity in accordance with the substance of the contractual arrangements and the definitions of a financial liability and an equity instrument.

#### **b. Equity instruments**

An equity instrument is any contract that evidences a residual interest in the assets of an entity after deducting all of its liabilities. Equity instruments issued by the Company are recognised at the proceeds received, net of direct issue costs.

Repurchase of the Company's own equity instruments is recognised and deducted directly in equity. No gain or loss is recognised in Statement of Profit and Loss on the purchase, sale, issue or cancellation of the Company's own equity instruments.

#### **c. Initial recognition and measurement of financial liabilities:**

All financial liabilities are recognised initially at fair value and in case of loans net of directly attributable cost. Fees of recurring nature are directly recognised in profit or loss as finance cost.

#### **d. Subsequent measurement of financial liabilities:**

Financial liabilities are carried at amortised cost using the effective interest method. For trade and other payables maturing within one year from the Balance Sheet date, the carrying amounts approximate fair value due to the short maturity of these instruments.

#### **e. De-recognition of financial liabilities:**

Financial liabilities are de-recognised when, and only when, the Company's obligations are discharged, cancelled or have expired. An exchange with a lender of debt instruments with substantially different terms is accounted for as an extinguishment of the original financial liability and the recognition of a new financial liability. Similarly, a substantial modification of the terms of an existing financial liability (whether or not attributable to the financial difficulty of the debtor) is accounted for as an extinguishment of the original financial liability and the recognition of a new financial liability. The difference between the carrying amount of the financial liability de-recognised and the consideration paid and payable is recognised in Statement of Profit and Loss.

### **C. Offsetting of financial instruments:**

Financial assets and financial liabilities are offset and the net amount is reported in the Balance Sheet if there is a currently enforceable legal right to offset the recognised amounts and there is an intention to settle on a net basis, to realise the assets and settle the liabilities simultaneously.

### **D. Fair value measurement**

Fair value is the price that would be received to sell an asset or paid to transfer a liability in an orderly transaction between market participants at the measurement date. The fair value measurement is based on the presumption that the transaction to sell the asset or transfer the liability takes place either:

- i. In the principal market for the asset or liability, or
  - ii. In the absence of a principal market, in the most advantageous market for the asset or liability.
- The principal of the most advantageous market must be accessible by the Company.

The fair value of an asset or a liability is measured using the assumptions that market participants would use when pricing the asset or liability, assuming that market participants act in their economic best interest.



# JINDAL STEEL & ALLOYS LIMITED

## Notes forming part of financial statements

A fair value measurement of a non-financial asset takes into account a market participant's ability to generate economic benefits by using the asset in its highest and best use or by selling it to another market participant that would use the asset in its highest and best use.

The Company uses valuation techniques that are appropriate in the circumstances and for which sufficient data are available to measure fair value, maximizing the use of relevant observable inputs and minimizing the use of unobservable inputs.

All assets and liabilities for which fair value is measured or disclosed in the Standalone financial statements are categorized within the fair value hierarchy, described as follows, based on the lowest level input that is significant to the fair value measurement as a whole:

Level 1 - Quoted (unadjusted) market prices in active markets for identical assets or liabilities;

Level 2- Valuation techniques for which the lowest level input that is significant to the fair value measurement is directly or indirectly observable.

Level 3 -Valuation techniques for which the lowest level input that is significant to the fair value measurement is unobservable.

For assets and liabilities that are recognized in the Standalone financial statements on a recurring basis, the Company determines whether transfers have occurred between levels in the hierarchy by re-assessing categorization (based on the lowest level input that is significant to the fair value measurement as a whole) at the end of each reporting period. The Management determines the policies and procedures for both recurring fair value measurement, such as derivative instruments and unquoted financial assets measured at fair value, and for non-recurring measurement, such as assets held for distribution in discontinued operations. At each reporting date, the Management analyses the movements in the values of assets and liabilities which are required to be measured or re-assessed as per the accounting policies of the Company. For this analysis, the Management verifies the major inputs applied in the latest valuation by agreeing the information in the valuation computation to contracts and other relevant documents. The management also compares the change in the fair value of each asset and liability with relevant external sources to determine whether the change is reasonable. For the purpose of fair value disclosures, the Company has determined classes of assets and liabilities on the basis of the nature, characteristics and risks of the asset or liability and the level of the fair value hierarchy as explained above.

### E. Reclassification of financial assets

The Company determines classification of financial assets and liabilities on initial recognition. After initial recognition, no reclassification is made for financial assets which are equity instruments and financial liabilities. For financial assets which are debt instruments, a reclassification is made only if there is a change in the business model for managing those assets. Changes to the business model are expected to be infrequent. The Company's senior management determines change in the business model as a result of external or internal changes which are significant to the Company's operations. Such changes are evident to external parties. A change in the business model occurs when the Company either begins or ceases to perform an activity that is significant to its operations. If the Company reclassifies financial assets, it applies the reclassification prospectively from the reclassification date which is the first day of the immediately next reporting period following the change in business model. The Company does not restate any previously recognised gains, losses (including impairment gains or losses) or interest.

| Original classification | Revised classification | Accounting treatment  |
|-------------------------|------------------------|---|
| Amortised cost          | FVTPL                  | Fair value is measured at reclassification date. Difference between previous amortized cost and fair value is recognised in Statement of Profit and Loss. |
| FVTPL                   | Amortised Cost         | Fair value at reclassification date becomes its new gross carrying amount. EIR is calculated based on the new gross carrying amount.                      |





# JINDAL STEEL & ALLOYS LIMITED

## Notes forming part of financial statements

| Original classification | Revised classification | Accounting treatment   |
|-------------------------|------------------------|--|
| Amortised cost          | FVTOCI                 | Fair value is measured at reclassification date. Difference between previous amortised cost and fair value is recognised in OCI. No change in EIR due to reclassification.   |
| FVTOCI                  | Amortised cost         | Fair value at reclassification date becomes its new amortised cost carrying amount. However, cumulative gain or loss in OCI is adjusted against fair value. Consequently, the asset is measured as if it had always been measured at amortised cost. |
| FVTPL                   | FVTOCI                 | Fair value at reclassification date becomes its new carrying amount. No other adjustment is required.  |
| FVTOCI                  | FVTPL                  | Assets continue to be measured at fair value. Cumulative gain or loss previously recognized in OCI is reclassified to Statement of Profit and Loss at the reclassification date.   |

For assets and liabilities that are recognised in the Standalone financial statements on a recurring basis, the Company determines whether transfers have occurred between levels in the hierarchy by re-assessing categorisation (based on the lowest level input that is significant to the fair value measurement as a whole) at the end of each reporting period.

For the purpose of fair value disclosures, the Company has determined classes of assets and liabilities on the basis of the nature, characteristics and risks of the asset or liability and the level of the fair value hierarchy as explained above.

### ii. Revenue Recognition

Dividend income from investments is recognised when the shareholder's right to receive payment has been established (provided that it is probable that the economic benefits will flow to the Company and the amount of income can be measured reliably).

Interest income from a financial asset is recognized when it is probable that the economic benefits will flow to the Company and the amount of income can be measured reliably. Interest income is accrued on a time basis, by reference to the principal outstanding and at the effective interest rate applicable, which is the rate that exactly discounts estimated future cash receipts through the expected life of the financial asset to that asset's net carrying amount on initial recognition.

Other Income represents income earned from the activities incidental to the business and is recognised when the right to receive the income is established as per the terms of the contract.

### Commodity future Contracts:

The margins paid on open positions of commodity future contracts are disclosed under the head "Financial assets" in the Balance Sheet. The daily mark-to-market margin paid to/ received from in respect of commodity future contracts is debited or credited to daily mark-to-market account, which is disclosed under the head "other financial assets" or "other financial liabilities" in the Balance Sheet. Net mark to market gain / loss arising from settlement/expiry of the commodity future contracts are recognised in the Statement of Profit and loss.

### iii. Employee Benefit

A liability is recognized for benefits accruing to the employees in respect of wages and salaries, in the period the related service is rendered at the undiscounted amount of the benefits expected to be paid in exchange for that service.

### iv. Functional Currency

The functional currency of the Company is determined on the basis of the primary economic environment in which it operates. The Company has accordingly assessed INR as its functional currency.



# JINDAL STEEL & ALLOYS LIMITED

## Notes forming part of financial statements

### v. Taxation:

Income tax expense represents the sum of the tax currently payable and deferred tax. Income tax expense is recognised in the Statement of Profit and Loss except to the extent it relates to items directly recognised in equity or in other comprehensive income.

#### Current tax:

Current tax is the amount of tax payable based on the taxable profit for the year as determined in accordance with the applicable tax rates and the provisions of the Income Tax Act, 1961. Current tax assets and liabilities are measured at the amount expected to be recovered from or paid to the taxation authorities, based on tax rates and laws that are enacted or substantively enacted at the Balance Sheet date.

#### Deferred tax:

Deferred tax is recognised on temporary differences between the carrying amounts of assets and liabilities in the Standalone financial statements and the corresponding tax bases used in the computation of taxable profit.

Deferred tax liabilities are generally recognised for all taxable temporary differences. Deferred tax assets are recognised to the extent it is probable that taxable profits will be available against which the deductible temporary differences and unused tax losses can be utilised. Such deferred tax assets and liabilities are not recognized if temporary difference arises from the initial recognition (other than in a business combination) of assets and liabilities in a transaction that affects neither the taxable profit nor the accounting profit.

The carrying amount of deferred tax assets is reviewed at the end of each reporting period and reduced to the extent that it is no longer probable that sufficient taxable profits will be available to allow all or part of the asset to be recovered.

Deferred tax assets and liabilities are measured at the tax rates that are expected to apply in the period in which the liability is settled or the asset realised, based on tax rates (and tax laws) that have been enacted or substantively enacted by the end of the reporting period.

Deferred tax assets and deferred tax liabilities are offset, if a legally enforceable right exists to set off current tax assets against current tax liabilities and the deferred taxes relate to the same taxable entity and the same taxation authority.

### vi. Earnings per share:

Basic earnings per share is computed by dividing the profit/(loss) for the year by the weighted average number of equity shares outstanding during the year. The weighted average number of equity shares outstanding during the year is adjusted for treasury shares, bonus issue, bonus element in a rights issue to existing shareholders, share split and reverse share split (consolidation of shares).

Diluted earnings per share is computed by dividing the profit/(loss) for the year as adjusted for dividend, interest and other charges to expense or income (net of any attributable taxes) relating to the dilutive potential equity shares, by the weighted average number of equity shares considered for deriving basic earnings per share and the weighted average number of equity shares which could have been issued on the conversion of all dilutive potential equity shares. Potential equity shares are deemed to be dilutive only if their conversion to equity shares would decrease the net profit per share from continuing ordinary operations. Potential dilutive equity shares are deemed to be converted as at the beginning of the period, unless they have been issued at a later date.

### vii. Statement of Cash Flow

Cash flows are reported using the indirect method, whereby profit / (loss) before tax is adjusted for the effects of transactions of non-cash nature and any deferrals or accruals of past or future cash receipts or payments. The cash flows from operating, investing and financing activities of the Company are segregated based on the available information.

### viii. Provisions & Contingent Liabilities:

Provisions are recognised when the Company has a present obligation (legal or constructive), as a result of past events, and it is probable that an outflow of resources, that can be reliably estimated, will be required to settle such an obligation.





# JINDAL STEEL & ALLOYS LIMITED

## Notes forming part of financial statements

The amount recognised as a provision is the best estimate of the consideration required to settle the present obligation at the balance sheet date, taking into account the risks and uncertainties surrounding the obligation. When a provision is measured using the cash flows estimated to settle the present obligation, its carrying amount is the present value of those cash flows (when the effect of the time value of money is material)

When some or all of the economic benefits required to settle a provision are expected to be recovered from a third party, a receivable is recognised as an asset if it is virtually certain that reimbursement will be received and the amount of the receivable can be measured reliably.

A disclosure for contingent liabilities is made where there is-

- a) a possible obligation that arises from past events and whose existence will be confirmed only by the occurrence or non-occurrence of one or more uncertain future events not wholly within the control of the entity; or
- b) a present obligation that arises from past events but is not recognised because:
  - i) it is not probable that an outflow of resources embodying economic benefits will be required to settle the obligation; or
  - ii) the amount of the obligation cannot be measured with sufficient reliability.

A contingent asset is a possible asset that arises from past events and whose existence will be confirmed only by the occurrence or nonoccurrence of one or more uncertain future events not wholly within the control of the entity.

Commitments are future liabilities for contractual expenditure. The commitments are classified and disclosed on the basis of estimated amounts of contracts remaining to be executed on capital account and not provided for.

Provisions, contingent liabilities, contingent assets and commitments are reviewed at each reporting period.

Provisions for onerous contracts are recognised when the expected benefits to be derived by the Company from a contract are lower than the unavoidable costs of meeting the future obligations under the contract.

### ix. Cash and cash equivalents:

Cash and cash equivalent in the Balance Sheet comprise cash at banks and on hand and short-term deposits with an original maturity of three months or less, which are subject to insignificant risk of changes in value.

### 3. Key sources of estimation uncertainty and critical accounting judgements

In the course of applying the policies outlined in all notes under Section 2 above, the Company is required to make judgements, estimates and assumptions about the carrying amount of assets and liabilities that are not readily apparent from other sources. The estimates and associated assumptions are based on historical experience and other factors that are considered to be relevant. Actual results may differ from these estimates.

The estimates and underlying assumptions are reviewed on an ongoing basis. Revisions to accounting estimates are recognised in the period in which the estimate is revised if the revision affects only that period, or in the period of the revision and future period, if the revision affects current and future period.

#### Key sources of estimation uncertainty and critical accounting judgements

##### i. Determination of Expected Credit Loss ("ECL")

The measurement of impairment losses (ECL) across all categories of financial assets requires judgement, in particular, the estimation of the amount and timing of future cash flows based on Company's historical experience and collateral values when determining impairment losses along with the assessment of a significant increase in credit risk. These estimates are driven by a number of factors, changes in which can result in different levels of allowances.

Elements of the ECL models that are considered accounting judgements and estimates include:

- Bifurcation of the financial assets into different portfolios when ECL is assessed on collective basis.
- Company's criteria for assessing if there has been a significant increase in credit risk.
- Development of ECL models, including choice of inputs / assumptions used.

##### ii. Contingencies

Accounting for contingencies requires significant judgement by management regarding the estimated probabilities and ranges of exposure to potential loss. The evaluation of these contingencies is performed by various specialists inside and outside of the Company. Such assessment of the Company's exposure to contingencies could change as





# JINDAL STEEL & ALLOYS LIMITED

## Notes forming part of financial statements

new developments occur or more information becomes available. The outcome of the contingencies could vary significantly and could materially impact the Company's results and financial position. The management has used its best judgement in applying Ind AS 37 'Provisions, Contingent Liabilities and Contingent Assets' to these matters.

### iii. Fair value measurements

In case of financial assets and financial liabilities recorded or disclosed in standalone financial statements the company uses the quoted prices in active markets for identical assets or based on inputs which are observable either directly or indirectly for determining the fair value. However, in certain cases, the Company adopts valuation techniques and inputs which are not based on market data. When Market observable information is not available, the Company has applied appropriate valuation techniques and inputs to the valuation model.

The Company uses valuation techniques that are appropriate in the circumstances and for which sufficient data is available to measure fair value, maximizing the use of relevant observable inputs and minimizing the use of unobservable inputs. Information about the valuation techniques and inputs used in determining the fair value of Investments are disclosed in Note 19

### iv. Provisions and liabilities

Provisions and liabilities are recognized in the period when it becomes probable that there will be a future outflow of funds resulting from past operations or the events that can reasonably be estimated. The timing of recognition requires application of judgement to existing facts and circumstances which may be subject to change.

### v. Taxes

#### Current Tax:

There are transactions and calculations for which the ultimate tax determination is uncertain and would get finalised on completion of assessment by tax authorities. Where the final tax outcome is different from the amounts that were initially recorded, such differences will impact the income tax and deferred tax provisions in the period in which such determination is made.

#### Deferred Tax:

Significant management judgement is required to determine the amount of deferred tax assets that can be recognised, based upon the likely timing and the level of future taxable profits including estimates of temporary differences reversing on account of available benefits from the Income Tax Act, 1961.

### Recent Pronouncements

Ministry of Corporate Affairs ("MCA") notifies new standards or amendments to the existing standards under Companies (Indian Accounting Standards) Rules as issued from time to time. For the year ended March 31, 2025, MCA has notified Ind AS - 117 Insurance Contracts and amendments to Ind AS 116 - Leases, relating to sale and leaseback transactions, applicable to the Company w.e.f. April 1, 2024. The Company has reviewed the new pronouncements and based on its evaluation has determined that it does not have any significant impact in its financial statements.



Jindal Steel & Alloys Limited  
Notes forming part of the Special Purpose Financial Statements

Note 4

Investments (Non - current)

(₹ in Lakhs)

| Particulars   | As at<br>31st March, 2025 | As at<br>31st March, 2024 |
|---|---------------------------|---------------------------|
| Unquoted investments in preference shares at Fair value through Statement of Profit & Loss (all fully paid) :   |                           |                           |
| 8% Redeemable Non-Cumulative Non Convertible<br>Preference shares of Vrindavan Services Pvt. Ltd.<br>19,90,000 Preference shares of ₹10 each (Previous year: 19,90,000) | 157.54                    | 141.93                    |
| 8% Redeemable Non-Cumulative Non Convertible<br>Preference shares of Musuko Trading Pvt. Ltd.<br>3,30,000 Preference shares of ₹100 each (Previous year: 3,30,000)      | 261.25                    | 235.37                    |
| 8% Redeemable Non-Cumulative Non Convertible<br>Preference shares of JSW Investments Pvt. Ltd.<br>Nil Preference shares of ₹10 each (Previous year: 1,35,00,000)        | -                         | 722.62                    |
| <b>Total</b>  | <b>418.79</b>             | <b>1,099.92</b>           |
| Aggregate carrying amount of unquoted investments   | 418.79                    | 1,099.92                  |

Note 5

Loans (Non-current)

(₹ in Lakhs)

| Particulars   | As at<br>31st March, 2025 | As at<br>31st March, 2024 |
|---|---------------------------|---------------------------|
| Unsecured, considered good                                |                           |                           |
| Others (refer note no. 32 (vi))                           | 12,725.93                 | 10,735.00                 |
| Less : Allowance for doubtful loans (Considered doubtful) | -                         | -                         |
| <b>Total</b>  | <b>12,725.93</b>          | <b>10,735.00</b>          |

Note 6

Deferred tax liabilities / (assets)

Significant components of deferred tax liabilities / (assets), deductible temporary differences recognised in the financial statements are as follows:

(₹ in Lakhs)

| Particulars  | As at<br>1st April, 2024 | Recognised /<br>(reversed) through<br>profit & loss | As at<br>31st March, 2025 |
|--|--------------------------|---|---------------------------|
| Preference shares through Statement of Profit & Loss | (178.25)                 | 162.49  | (15.76)                   |
|  | (178.25)                 | 162.49  | (15.76)                   |

(₹ in Lakhs)

| Particulars  | As at<br>April 1, 2023 | Recognised /<br>(reversed) through<br>profit & loss | As at<br>31st March, 2024 |
|--|------------------------|---|---------------------------|
| Preference shares through Statement of Profit & Loss | (203.20)               | 24.95   | (178.25)                  |
|  | (203.20)               | 24.95   | (178.25)                  |





Jindal Steel & Alloys Limited  
Notes forming part of the Special Purpose Financial Statements

Note 7

Other non-current assets

(₹ in Lakhs)

| Particulars      | As at<br>31st March, 2025 | As at<br>31st March, 2024 |
|------------------|---------------------------|---------------------------|
| Security deposit | 0.95                      | 0.95                      |
| Total            | 0.95                      | 0.95                      |

Note 8

Income tax assets (net)

(₹ in Lakhs)

| Particulars  | As at<br>31st March, 2025 | As at<br>31st March, 2024 |
|--|---------------------------|---------------------------|
| Advance tax and tax deducted at source<br>[net of provision for tax of ₹ 282.50 lakhs (previous year: ₹ 235 Lakh)] | 113.01                    | 112.91                    |
| Total  | 113.01                    | 112.91                    |

Note 9

Cash and bank balances

(₹ in Lakhs)

| Particulars   | As at<br>31st March, 2025 | As at<br>31st March, 2024 |
|---|---------------------------|---------------------------|
| Cash and cash equivalents :<br>Balance with bank in current account | 2.55                      | 2.80                      |
| Total   | 2.55                      | 2.80                      |

Note 10

Other financial assets

(₹ in Lakhs)

| Particulars                          | As at<br>31st March, 2025 | As at<br>31st March, 2024 |
|--------------------------------------|---------------------------|---------------------------|
| Interest accrued but not due on Loan | 953.30                    | 772.83                    |
| Total                                | 953.30                    | 772.83                    |

Note 11

Other current assets

(₹ in Lakhs)

| Particulars                               | As at<br>31st March, 2025 | As at<br>31st March, 2024 |
|---|---------------------------|---------------------------|
| Indirect tax balances/recoverable/credits | 7.01                      | 7.77                      |
| Advance to Service Provider               | 0.05                      | 0.05                      |
| Total                                     | 7.06                      | 7.82                      |



**Jindal Steel & Alloys Limited**

**Notes forming part of the Special Purpose Financial Statements**

**Note 12**

**Equity Share Capital**

(₹ in Lakhs)

| Particulars                           | As at 31st March, 2025 |               | As at 31st March, 2024 |               |
|---------------------------------------|------------------------|---------------|------------------------|---------------|
|                                       | No. of shares          | Amount        | No. of shares          | Amount        |
| <b>Authorised Capital</b>             |                        |               |                        |               |
| 1. Equity shares of ₹10/- each        | 80,00,000              | 800.00        | 80,00,000              | 800.00        |
| <b>Issued, subscribed and paid up</b> |                        |               |                        |               |
| 1. Equity shares of ₹10/- each        | 70,20,000              | 702.00        | 70,20,000              | 702.00        |
| <b>Total</b>                          | <b>70,20,000</b>       | <b>702.00</b> | <b>70,20,000</b>       | <b>702.00</b> |

**Note 12.1**

**Reconciliation of the number of equity shares outstanding at the beginning and at the end of the year**

(₹ in Lakhs)

|   | As at 31st March, 2025 |               | As at 31st March, 2024 |               |
|---|------------------------|---------------|------------------------|---------------|
|   | No. of shares          | Amount        | No. of shares          | Amount        |
| Shares outstanding at the beginning of the year | 70,20,000              | 702.00        | 70,20,000              | 702.00        |
| Add: Shares issued during the year              | -                      | -             | -                      | -             |
| Less: Shares bought back during the year        | -                      | -             | -                      | -             |
| Shares outstanding at the end of the year       | <b>70,20,000</b>       | <b>702.00</b> | <b>70,20,000</b>       | <b>702.00</b> |

**Note 12.2**

The Company has only one class of equity shares having par value of ₹10 per share. Each holder of equity share is entitled to one vote per share. In the event of liquidation of the Company, the holders of equity shares will be entitled to receive the remaining assets of the Company, after distribution of all the preferential amounts. The distribution will be in proportion to the number of equity shares held by each shareholder.

**Note 12.3**


**Disclosure of shareholders holding more than 5% of the aggregate shares in the company**

| Name of Shareholder  | As at 31st March, 2025 |              | As at 31st March, 2024 |              |
|--|------------------------|--------------|------------------------|--------------|
|  | No. of shares          | % of holding | No. of shares          | % of holding |
| Nalwa Sons Investments Ltd., the Holding company (including shares held by nominees) | 70,19,860              | 99.99%       | 70,19,860              | 99.99%       |

**Note 12.4**

**Shares held by promoters at the end of the year:**

| S. No.       | Name of the Promoter   | As at 31st March, 2025 |               | As at 31st March, 2024 |               | % Change during the year |
|--------------|--|------------------------|---------------|------------------------|---------------|--------------------------|
|              |  | No. of shares          | %             | No. of shares          | %             |                          |
| 1            | Nalwa Sons Investments Ltd                                       | 70,18,360              | 99.98         | 70,18,360              | 99.98         | -                        |
| 2            | Smt. Savitri Devi Jindal (Nominee of Nalwa Sons Investments Ltd) | 500                    | 0.01          | 500                    | 0.01          | -                        |
| 3            | Mr. Ratan Jindal (Nominee of Nalwa Sons Investments Ltd)         | 500                    | 0.01          | 500                    | 0.01          | -                        |
| 4            | Mr. N. K. Jain (Nominee of Nalwa Sons Investments Ltd)           | 100                    | 0.00          | 100                    | 0.00          | -                        |
| 5            | Mr. K. N. Patel (Nominee of Nalwa Sons Investments Ltd)          | 100                    | 0.00          | 100                    | 0.00          | -                        |
| 6            | Mr. Raman Madhok (Nominee of Nalwa Sons Investments Ltd)         | 100                    | 0.00          | 100                    | 0.00          | -                        |
| 7            | Mr. P.R. Kole (Nominee of Nalwa Sons Investments Ltd)            | 100                    | 0.00          | 100                    | 0.00          | -                        |
| 8            | Mr. Rajeev Pai (Nominee of Nalwa Sons Investments Ltd)           | 100                    | 0.00          | 100                    | 0.00          | -                        |
| 9            | JSW Holdings Ltd.  | 10                     | 0.00          | 10                     | 0.00          | -                        |
| 10           | Mr. Sajjan Jindal  | 10                     | 0.00          | 10                     | 0.00          | -                        |
| 11           | S. K. Jindal & Sons (HUF)  | 10                     | 0.00          | 10                     | 0.00          | -                        |
| 12           | Smt. Savitri Devi Jindal   | 10                     | 0.00          | 10                     | 0.00          | -                        |
| 13           | Mr. P. R. Jindal   | 10                     | 0.00          | 10                     | 0.00          | -                        |
| 14           | P. R. Jindal & Sons (HUF)  | 10                     | 0.00          | 10                     | 0.00          | -                        |
| 15           | Mr. Ratan Jindal   | 10                     | 0.00          | 10                     | 0.00          | -                        |
| 16           | R. K. Jindal & Sons (HUF)  | 10                     | 0.00          | 10                     | 0.00          | -                        |
| 17           | Mr. Naveen Jindal  | 10                     | 0.00          | 10                     | 0.00          | -                        |
| 18           | Naveen Jindal & Sons (HUF)                                       | 10                     | 0.00          | 10                     | 0.00          | -                        |
| 19           | Hexa Tradex Ltd.   | 10                     | 0.00          | 10                     | 0.00          | -                        |
| 20           | Mrs. Arti Jindal   | 10                     | 0.00          | 10                     | 0.00          | -                        |
| 21           | PRJ Family Management Company Pvt. Ltd.                          | 10                     | 0.00          | 10                     | 0.00          | -                        |
| 22           | Lineage Management Services Ltd.                                 | 10                     | 0.00          | 10                     | 0.00          | -                        |
| <b>Total</b> |  | <b>70,20,000</b>       | <b>100.00</b> | <b>70,20,000</b>       | <b>100.00</b> |                          |





Note 13

Other equity

(₹ in Lakhs)

| Particulars   | As at<br>31st March, 2025 | As at<br>31st March, 2024 |
|---|---------------------------|---------------------------|
| Retained earnings   | 10,734.12                 | 9,407.18                  |
| Securities premium  | 2,800.00                  | 2,800.00                  |
| Other Comprehensive Income (OCI)<br>- Equity instrument through OCI | -                         | -                         |
| <b>Total</b>  | <b>13,534.12</b>          | <b>12,207.18</b>          |

(i) Retained Earnings

Retained earnings are the profits that the Company has earned till date, less any transfers to general reserve, dividends or other distributions paid to shareholders. Retained earnings includes re-measurement loss / (gain) on defined benefit plans, net of taxes that will not be reclassified to Statement of Profit and Loss. Retained earnings is a free reserve available to the Company.

(ii) Securities Premium

The amount received in excess of face value of the equity shares is recognised in securities premium. This reserve is utilised in accordance with the specific provisions of the Companies Act 2013.

Note 14

Trade payables

(₹ in Lakhs)

| Particulars  | As at<br>31st March, 2025 | As at<br>31st March, 2024 |
|--|---------------------------|---------------------------|
| Total outstanding dues of micro and small enterprises                      | -                         | 0.27                      |
| Total outstanding dues of creditors other than micro and small enterprises | 1.07                      | 0.89                      |
| <b>Total</b>   | <b>1.07</b>               | <b>1.16</b>               |

Trade payable ageing schedule :

(₹ in Lakhs)

| Particulars                 | Unbilled | Outstanding for following periods from<br>the date of transaction |                     | Total |
|-----------------------------|----------|---|---------------------|-------|
|                             |          | Less than 1 year  | More than 1<br>year |       |
| For current financial year  |          |   |                     |       |
| (i) MSME                    | -        | -   | -                   | -     |
| (ii) Others                 | 1.07     | -   | -                   | 1.07  |
| (iii) Disputed dues - MSME  | -        | -   | -                   | -     |
| (iv) Disputed dues - Others | -        | -   | -                   | -     |
| For previous financial year |          |   |                     |       |
| (i) MSME                    | 0.27     | -   | -                   | 0.27  |
| (ii) Others                 | 0.89     | -   | -                   | 0.89  |
| (iii) Disputed dues - MSME  | -        | -   | -                   | -     |
| (iv) Disputed dues - Others | -        | -   | -                   | -     |

Disclosure pertaining to micro, small and medium enterprises (as per information available with the Company):

| Description  | As at<br>31st March, 2025 | As at<br>31st March, 2024 |
|--|---------------------------|---------------------------|
| 1. Principal amount due and outstanding as at end of year                  | -                         | 0.27                      |
| 2. Principal amount overdue more than 45 days                              | -                         | -                         |
| 3. Interest due and unpaid as at end of year                               | -                         | -                         |
| 4. Interest paid to supplier   | -                         | -                         |
| 5. Payments made to supplier beyond the appointed day during the year      | -                         | -                         |
| 5. Interest due and payable for the period of delay                        | -                         | -                         |
| 6. Interest accrued and remaining unpaid as at end of year                 | -                         | -                         |
| 7. Amount of further interest remaining due and payable in succeeding year | -                         | -                         |

Note 15

Other current liabilities

(₹ in Lakhs)

| Particulars            | As at<br>31st March, 2025 | As at<br>31st March, 2024 |
|------------------------|---------------------------|---------------------------|
| Statutory dues payable | 0.15                      | 0.14                      |
| <b>Total</b>           | <b>0.15</b>               | <b>0.14</b>               |



Jindal Steel & Alloys Limited  
Notes forming part of the Special Purpose Financial Statements

Note 16

Revenue from operations

(₹ in Lakhs)

| Particulars                        | For the year ended<br>31st March, 2025 | For the year ended<br>31st March, 2024 |
|------------------------------------|--|--|
| Sale of products:                  |  |  |
| Domestic turnover                  | 1,254.25                               | 969.24                                 |
| Net gain on trading of commodities | -                                      | 128.72                                 |
| <b>Total</b>                       | <b>1,254.25</b>                        | <b>1,097.96</b>                        |

Note 17

Other income

(₹ in Lakhs)

| Particulars  | For the year ended<br>31st March, 2025 | For the year ended<br>31st March, 2024 |
|--|--|--|
| Interest income  | 1,111.74                               | 908.80                                 |
| Interest on fixed deposit                                | 4.24                                   | 6.97                                   |
| Fair value gain on preference shares designated as FVTPL | 668.87                                 | 109.04                                 |
| <b>Total</b>   | <b>1,784.85</b>                        | <b>1,024.81</b>                        |

Note 18

Other expenses

(₹ in Lakhs)

| Particulars   | For the year ended<br>31st March, 2025 | For the year ended<br>31st March, 2024 |
|---|--|--|
| Brokerage, Commission, storage and selling expenses | 0.63                                   | 0.95                                   |
| Net loss on trading of commodities                  | 27.98                                  | -                                      |
| Legal & Professional fees                           | 0.19                                   | 0.51                                   |
| Auditors' remuneration (refer note no. 25)          | 1.51                                   | 1.47                                   |
| CSR expenditure (refer note no. 31)                 | 19.00                                  | 18.50                                  |
| Miscellaneous expenses                              | 0.18                                   | 0.26                                   |
| <b>Total</b>  | <b>49.49</b>                           | <b>21.69</b>                           |

Note 19

Income Tax

(₹ in Lakhs)

| Particulars                 | For the year ended<br>31st March, 2025 | For the year ended<br>31st March, 2024 |
|-----------------------------|--|--|
| Current tax                 | 282.50                                 | 235.00                                 |
| Income tax of earlier years | -                                      | (0.14)                                 |
| Deferred tax                | 162.49                                 | 24.95                                  |
|                             | <b>444.99</b>                          | <b>259.81</b>                          |

A reconciliation of income tax expense applicable to accounting profit before tax at the statutory income tax rate to recognised income tax expense for the year indicated are as under:

(₹ in Lakhs)

| Particulars   | For the year ended<br>31st March, 2025 | For the year ended<br>31st March, 2024 |
|---|--|--|
| Profit before tax   | 1,771.93                               | 1,023.89                               |
| Enacted tax rate in India   | 25.17%                                 | 25.17%                                 |
|   | <b>445.96</b>                          | <b>257.69</b>                          |
| <b>Tax effects on:</b>  |  |  |
| - Expenditure not deductible (net of deduction claimed under section 80G) | 4.78                                   | 4.66                                   |
| - Income not taxable (Ind AS Adjustments)                                 | (5.85)                                 | (2.49)                                 |
| - Others  | 0.10                                   | (0.05)                                 |
| <b>Total</b>  | <b>444.99</b>                          | <b>259.81</b>                          |
| <b>Effective tax rate</b>   | <b>25.11%</b>                          | <b>25.38%</b>                          |

Note 20

Earning per share

(₹ in Lakhs)

| Particulars   | For the year ended<br>31st March, 2025 | For the year ended<br>31st March, 2024 |
|---|--|--|
| Profit attributable to equity shareholders (As per Statement of Profit and Loss) (₹ in Lakhs) | 1,326.94                               | 764.08                                 |
| Weighted average number of shares for calculating EPS (Nos)                                   | 70,20,000                              | 70,20,000                              |
| <b>Earnings Per Share (Basic and Diluted) (Amount in ₹)</b>                                   | <b>18.90</b>                           | <b>10.88</b>                           |





Jindal Steel & Alloys Limited  
Notes forming part of the Special Purpose Financial Statements

Note 21  
Financial instruments

A. Categories of financial instruments

| Particulars   | As at March 31, 2025 |            | As at March 31, 2024 |            |
|---|----------------------|------------|----------------------|------------|
|   | Carrying Values      | Fair Value | Carrying Values      | Fair Value |
| Financial assets:                                     |                      |            |                      |            |
| Measured at fair value through profit & loss account: |                      |            |                      |            |
| Investments   | 418.79               | 418.79     | 1,099.92             | 1,099.92   |
| Sub-total (A)   | 418.79               | 418.79     | 1,099.92             | 1,099.92   |
| Measured at amortised cost:                           |                      |            |                      |            |
| Loans   | 12,725.93            | 12,725.93  | 10,735.00            | 10,735.00  |
| Cash and cash equivalents                             | 2.55                 | 2.55       | 2.80                 | 2.80       |
| Other financial assets                                | 953.30               | 953.30     | 772.83               | 772.83     |
| Sub-total (B)   | 13,681.78            | 13,681.78  | 11,510.63            | 11,510.63  |
| Total Financial assets (A+B)                          | 14,100.57            | 14,100.57  | 12,610.55            | 12,610.55  |
| Financial liabilities                                 |                      |            |                      |            |
| Measured at amortised cost                            |                      |            |                      |            |
| Trade & other payable                                 | 1.22                 | 1.22       | 1.30                 | 1.30       |
| Total financial liabilities                           | 1.22                 | 1.22       | 1.30                 | 1.30       |

B. Level wise disclosure of fair valuation of financial instruments

| Particulars   | As at          |                | Fair value hierarchy | Valuation technique(s) and key input(s)   |
|---|----------------|----------------|----------------------|---|
|   | March 31, 2025 | March 31, 2024 |                      |   |
| Financial assets :                                  |                |                |                      |   |
| Carried at fair value through Profit & Loss account |                |                |                      |   |
| - Unquoted preference shares                        | 418.79         | 1,099.92       | Level 3              | Quoted (unadjusted) market prices in active markets for identical assets or liabilities.  |
| Carried at amortised cost                           |                |                |                      |   |
| Loans   | 12,725.93      | 10,735.00      | Level 2              | Valuation techniques for which the lowest level input that is significant to the fair value measurement is directly or indirectly observable. |
| Total financial assets                              | 13,144.72      | 11,834.92      |                      |   |

The carrying amount of cash and cash equivalents, other financial assets and trade & other payable are considered to be the same as their fair values due to their short term nature.

The management consider that the carrying amounts of financial assets and financial liabilities recognised in the financial statements approximate their fair values.



**Jindal Steel & Alloys Limited**  
**Notes forming part of the Special Purpose Financial Statements**

**Note 22**  
**Financial instruments**  
**Capital Management & Risk Management Strategy**

**A. Capital risk management**

The Company's objective is to maintain a strong & healthy capital ratios and establish a capital structure that would maximise the return to stakeholders through optimum utilisation of its funds. The Company is having strong capital ratio and minimum capital risk. The Company's capital requirement is mainly to fund its strategic acquisitions. The principal source of funding of the Company has been, and is expected to continue to be, cash generated from its operations.

The Company monitors its capital using gearing ratio, which is net debt divided to total equity. Net debt includes, interest bearing loans and borrowings less cash and cash equivalents, Bank balances other than cash and cash equivalents and current investments. The Company does not have any debt or sub-ordinated liabilities. Hence, gearing ratio has not been calculated.

**B. Financial risk management**

Board of Directors of the Company has developed and monitoring the Company's risk management policies. The risk management policies are established to ensure timely identification and evaluation of risks, setting acceptable risk thresholds, identifying and mapping controls against these risks, monitor the risks and their limits, improve risk awareness and transparency. Risk management policies and systems are reviewed regularly to reflect changes in the market conditions and the Company's activities to evaluate the adequacy of the risk management framework in relation to the risk faced by the Company.

The risk management policies aim to mitigate the following risks arising from the financial instruments

**i. Market risk**

Market risk is the risk that the fair value of future cash flows of a financial instrument will fluctuate because of changes in the market prices. The Company's is exposed in the ordinary course of its business to risks related to changes in interest rates.

**ii. Interest rate risk**

Interest rate risk is the risk that the fair value or future cash flows of a financial instrument will fluctuate because of changes in market interest rates. The Company is not exposed to interest rate risk as the Company does not have borrowings and the financing activities carried by the Company is generally at fixed interest rates.

**iii. Credit risk management**

Credit risk refers to the risk that a counterparty will default on its contractual obligations resulting in financial loss to the Company. Credit risk encompasses of both, the direct risk of default and the risk of deterioration of creditworthiness as well as concentration risks. The Company has adopted a policy of only dealing with creditworthy counterparties to mitigating the risk of financial loss from defaults.

Company's credit risk arises principally from loans and cash & cash equivalents.

**Cash and cash equivalents :**

Credit risks from balances with banks and financial institutions are managed in accordance with the Company policy. The Company's maximum exposure to the credit risk for the components of balance sheet as March 31, 2025, and March 31, 2024 is the carrying amounts mentioned in Note no 9.

**Loans :**

The Company has adopted loan policy duly approved by the Company's Board. The objective of said policy is to manages the financial risks relating to the business, focusses on capital protection, liquidity and yield maximisation. Investments of surplus funds are made only in approved counterparties within credit limits approved by the board. The limits are set to minimise the risks and therefore mitigate the financial loss through counter party's potential failure to make payments.

The Company is not requires to recognise Loss allowances for Expected Credit Loss (ECL) on loans given, which are dues from group companies.

**Trade Receivable:**

The trade receivable of the Company generally spread over limited numbers of parties. The Company evaluates the credit worthiness of the parties on an ongoing basis. Further, and the history of trade receivable shows negligible provision for bad and doubtful debts. Therefore, the Company does not expect any material risk account of non-performance from these parties. The Company uses simplified approach (i.e. lifetime expected credit loss model) for impairment of trade receivables/contract assets.



iv. Liquidity risk management

Liquidity risk refers to the risk of financial distress or extraordinary high financing costs arising due to shortage of liquid funds in a situation where business conditions unexpectedly deteriorate and requiring financing. The Company requires funds both for short term operational needs as well as for long term strategic investments. The Company generates sufficient cash flow for operations, which together with the available cash and cash equivalents provide liquidity in the short-term and long-term. The Company has established an appropriate liquidity risk management framework for the management of the Company's short, medium and long-term funding and liquidity management requirements. The Company manages liquidity risk by maintaining adequate reserves, banking facilities and by continuously monitoring forecast and actual cash flows, and by matching the maturity profiles of financial assets and liabilities.

The following tables detail the Company's remaining contractual maturity for financial liabilities and financial assets. The tables have been drawn up based on the undiscounted cash flows of financial assets and liabilities.

Liquidity exposure as at March 31, 2025

| (₹ in Lakhs)                       |               |                 |                 |                  |
|------------------------------------|---------------|-----------------|-----------------|------------------|
| Particulars                        | < 1 year      | 1-3 year        | > 3 years       | Total            |
| <b>Financial assets:</b>           |               |                 |                 |                  |
| Investments                        | -             | -               | 418.79          | 418.79           |
| Loans                              | -             | 7,343.93        | 5,382.00        | 12,725.93        |
| Cash and cash equivalents          | 2.55          | -               | -               | 2.55             |
| Other Financial assets             | 953.30        | -               | -               | 953.30           |
| <b>Total financial assets</b>      | <b>955.85</b> | <b>7,343.93</b> | <b>5,800.79</b> | <b>14,100.57</b> |
| <b>Financial liabilities:</b>      |               |                 |                 |                  |
| Trade and other payable            | 1.07          | -               | -               | 1.07             |
| <b>Total financial liabilities</b> | <b>1.07</b>   | <b>-</b>        | <b>-</b>        | <b>1.07</b>      |

Liquidity exposure as at March 31, 2024

| (₹ in Lakhs)                       |               |                 |                 |                  |
|------------------------------------|---------------|-----------------|-----------------|------------------|
| Particulars                        | < 1 year      | 1-3 year        | > 3 years       | Total            |
| <b>Financial assets:</b>           |               |                 |                 |                  |
| Investments                        | -             | -               | 1,099.92        | 1,099.92         |
| Loans                              | -             | 6,503.00        | 4,232.00        | 10,735.00        |
| Cash and cash equivalents          | 2.80          | -               | -               | 2.80             |
| Other Financial assets             | 772.83        | -               | -               | 772.83           |
| <b>Total financial assets</b>      | <b>775.63</b> | <b>6,503.00</b> | <b>5,331.92</b> | <b>12,610.55</b> |
| <b>Financial liabilities:</b>      |               |                 |                 |                  |
| Trade and other payable            | 1.16          | -               | -               | 1.16             |
| <b>Total financial liabilities</b> | <b>1.16</b>   | <b>-</b>        | <b>-</b>        | <b>1.16</b>      |

v. Foreign currency risk management

The Company's functional currency is Indian Rupees (INR). The Company does not have any foreign currency exposures.





**Jindal Steel & Alloys Limited**  
**Notes forming part of the Special Purpose Financial Statements**

**Note 23**

**Contingent liabilities:**

(₹ in Lakhs)

| Particulars  | For the year ended<br>31st March, 2025 | For the year ended<br>31st March, 2024 |
|--|--|--|
| Disputed Tax Liabilities<br>(Including interest as demanded) | 1,063.65                               | 1,063.65                               |

**Note 24**

**Segment Reporting:**

The Company is engaged in the business of Trading of commodities and Investing & Financing. The Company has identified primary business segments, viz. Trading of Commodities and Investment & Financing, which in the context of Accounting Standard (AS) 17 - "Segment Reporting" constitute reportable segments.

(₹ in Lakhs)

| Primary Segment                      | Investing & Financing |            | Commodity Trading |            | Total      |            |
|--------------------------------------|-----------------------|------------|-------------------|------------|------------|------------|
|                                      | 31.03.2025            | 31.03.2024 | 31.03.2025        | 31.03.2024 | 31.03.2025 | 31.03.2024 |
| <b>Income:</b>                       |                       |            |                   |            |            |            |
| Segment Revenue                      | 1,784.85              | 1,024.81   | 1,254.25          | 1,097.96   | 3,039.10   | 2,122.77   |
| Revenue from external                | 1,784.85              | 1,024.81   | 1,254.25          | 1,097.96   | 3,039.10   | 2,122.77   |
| Segment Expenses                     | -                     | -          | 1,246.29          | 1,078.15   | 1,246.29   | 1,078.15   |
| Segment Results                      | 1,784.85              | 1,024.81   | 7.96              | 19.81      | 1,792.81   | 1,044.62   |
| Unallocated Items:                   |                       |            |                   |            |            |            |
| Unallocated income                   |                       |            |                   |            |            |            |
| Unallocated expenses                 |                       |            |                   |            | 20.88      | 20.73      |
| Provision for taxation               |                       |            |                   |            | 444.99     | 259.81     |
| Net Profit                           |                       |            |                   |            | 1,326.93   | 764.08     |
| <b>Other information:</b>            |                       |            |                   |            |            |            |
| Segment Assets                       | 14,098.02             | 12,607.75  | 8.01              | 8.77       | 14,106.03  | 12,616.52  |
| Unallocated Assets                   |                       |            |                   |            | 131.32     | 293.96     |
| Total Assets                         |                       |            |                   |            | 14,237.35  | 12,910.48  |
| Segment liabilities                  |                       |            |                   |            |            |            |
| Unallocated liabilities & provisions |                       |            |                   |            | 1.22       | 1.30       |
| Total liabilities                    |                       |            |                   |            | 1.22       | 1.30       |

**Information about major customers:**

(₹ in Lakhs)


| Name of company (Customer) | Revenue                   |                       |
|----------------------------|---------------------------|-----------------------|
|                            | Commodity Trading Segment | Investing & Financing |
| Premji Bhavanji            | 1,254.25                  | -                     |
| Saijan Jindal Family Trust | -                         | 1,111.74              |
|                            | 1,254.25                  | 1,111.74              |

**Note 25**

**Remuneration to the Auditors (including tax as applicable):**

(₹ in Lakhs)

| Particulars         | For the year ended<br>31st March, 2025 | For the year ended<br>31st March, 2024 |
|---------------------|--|--|
| Audit fees          | 0.81                                   | 0.78                                   |
| Tax audit fees      | 0.22                                   | 0.21                                   |
| Limited Review fees | 0.48                                   | 0.48                                   |
|                     | 1.51                                   | 1.47                                   |



**Jindal Steel & Alloys Limited**  
**Notes forming part of the Special Purpose Financial Statements**

**Note 26**

Related party Disclosures, as required by Ind-AS 24:

- a. **List of Related Parties:**  
**Holding Company**  
Nalwa Sons Investments Ltd.
- Fellow subsidiary companies**  
Nalwa Trading Ltd.  
Brahmputra Capital & Financial Services Ltd.
- b. **Related Party Transactions:**  
During the year, there have been no transaction with any related party.

**Note 27**

Details of Investments made & loans given covered under Section 186 of the Companies Act, 2013 are given under the respective heads. The Company has not issued any Guarantee and provided security during the year.

**Note 28**

**Standards issued but not effective**

Ministry of Corporate Affairs ("MCA") notifies new standards or amendments to the existing standards under Companies (Indian Accounting Standards) Rules as issued from time to time. For the year ended March 31, 2025, MCA has notified Ind AS - 117 Insurance Contracts and amendments to Ind AS 116 - Leases, relating to sale and leaseback transactions, applicable to the Company w.e.f. April 1, 2024. The Company has reviewed the new pronouncements and based on its evaluation has determined that it does not have any significant impact in its financial statements.

**Note 29**

No significant events have occurred after the balance sheet date which may have material effect on the Company's financial statements.

**Note 30**

**Computation of Ratios:**

| S. No. | Particulars                      | Ratio      |            | Basis  | Variance | Reason for Variance  |
|--------|----------------------------------|------------|------------|--|----------|--|
|        |                                  | FY 2024-25 | FY 2023-24 |  |          |  |
| (a)    | Current Ratio,                   | 789.27     | 602.65     | Current Assets / Current Liabilities                   | 31%      | Increase in interest receivable during the financial year has resulted in increase in current ratio. |
| (b)    | Debt-Equity Ratio,               | NA         | NA         | Debt / Shareholder's Equity                            | -        | -  |
| (c)    | Debt Service Coverage Ratio      | NA         | NA         | Earning available for debt service/ Debt service       | -        | -  |
| (d)    | Return on Equity Ratio           | 0.10       | 0.06       | Net profit after Tax / Average of Shareholder's Equity | 56%      | It has increased due to increase in CY profit  |
| (e)    | Inventory turnover ratio         | NA         | NA         | Turnover / Average inventory                           | -        | -  |
| (f)    | Trade Receivables turnover ratio | NA         | NA         | Credit Sales / Average receivables                     | -        | -  |
| (g)    | Trade payables turnover ratio    | NA         | NA         | Credit purchases / Average payables                    | -        | -  |
| (h)    | Net capital turnover ratio       | 3.16       | 2.71       | Turnover / Working capital                             | 16%      |  |
| (i)    | Net profit ratio                 | 1.06       | 0.70       | (Net profit / Net sales) x 100                         | 52%      | It has increased due to increase in CY profit  |
| (j)    | Return on Capital employed       | 0.12       | 0.08       | EBIT / (Equity +Debt)                                  | 57%      | It has increased due to increase in CY profit  |
| (k)    | Return on investment.            | NA         | NA         | (Net profit / Investment) x 100                        | -        | -  |





**Jindal Steel & Alloys Limited**  
Notes forming part of the Special Purpose Financial Statements

**Note 31**

**Corporate Social Responsibility (CSR):**

Gross amount required to be spent on CSR during the year: ₹ 18.09 Lakhs (Previous Year: ₹ 18.05 Lakhs)

| S. No. | Particulars  | Remarks   |
|--------|--|---|
| (a)    | Amount required to be spent by the company during the year   | Rs. 18.09 Lakhs   |
| (b)    | Amount of expenditure incurred,  | Rs. 19.00 Lakhs   |
| (c)    | Shortfall at the end of the year,  | Nil   |
| (d)    | Total of previous years shortfall,   | Nil   |
| (e)    | Reason for shortfall   | NA  |
| (f)    | Nature of CSR activities,  | General Community Infrastructure Support :- Rs. 18.05 Lakh<br>Project Management :- Rs. 0.95 Lakh |
| (g)    | Details of related party transactions, e.g., contribution to a trust controlled by the company in relation to CSR expenditure as per relevant Accounting Standard.                   | NA  |
| (h)    | Where a provision is made with respect to a liability incurred by entering into a contractual obligation, the movements in the provision during the year should be shown separately. | Nil   |

**Note 32**

**Other statutory information:**

- The Company does not have any benami property, where any proceeding has been initiated or pending against the Company for holding any benami property.
- The Company does not have any immovable properties (other than properties where the Company is the lessee and the lease agreements are duly executed in favour of the lessee) whose title deeds are not held in the name of the company.
- The Company does not have any transactions with striking off companies.
- The Company does not have any charges or satisfaction which is yet to be registered with ROC beyond the statutory period.
- The Company has not traded or invested in Crypto currency or Virtual Currency during the financial year.
- The Company has not advanced or loaned or invested funds to any other person(s) or entity(ies), including foreign entities (Intermediaries) with the understanding that the Intermediary shall:
  - directly or indirectly lend or invest in other persons or entities identified in any manner whatsoever by or on behalf of the company (ultimate beneficiaries) or
  - provide any guarantee, security or the like to or on behalf of the ultimate beneficiaries
- The Company has not received any fund from any person(s) or entity(ies), including foreign entities (funding party) with the understanding (whether recorded in writing or otherwise) that the Company shall:
  - directly or indirectly lend or invest in other persons or entities identified in any manner whatsoever by or on behalf of the funding party (ultimate beneficiaries) or
  - provide any guarantee, security or the like on behalf of the ultimate beneficiaries.
- The Company does not have any such transaction which is not recorded in the books of accounts that has been surrendered or disclosed as income during the year in the tax assessments under the Income Tax Act, 1961 (such as, search or survey or any other relevant provisions of the Income Tax Act, 1961).

**Note 33**

**Additional information**

| Class of goods | Opening stock |              | Sales    |              | Closing stock |              |
|----------------|---------------|--------------|----------|--------------|---------------|--------------|
|                | Kgs.          | (₹ in Lakhs) | Kgs.     | (₹ in Lakhs) | Kgs.          | (₹ in Lakhs) |
| Silver Bars    | -             | -            | 1,505.98 | 1,254.25     | -             | -            |

**Note 34**

Previous year's figures have been reclassified/regrouped, wherever necessary, to conform to current year's classification.

For SHAH GUPTA & CO.  
Chartered Accountants  
F. R. No. 109574W

Parth P. Patel  
Partner  
M. No. 172670

Place : Mumbai  
Date : May 21, 2025  
UDIN : 25172670BMKVEM7948



For and on behalf of the Board of Directors

Sanjay Goel  
Director  
DIN: 03633677

Sanjeev Doshi  
Director  
DIN: 06675966