

DOOGAR & ASSOCIATES

Chartered Accountants

INDEPENDENT AUDITOR'S REPORT

To The Members of
Nalwa Trading Limited
(Formerly Known as Jindal Holdings Limited)

Report on the Audit of the Financial Statements

Opinion

We have audited the accompanying financial statements of **Nalwa Trading Limited** (Formerly known as Jindal Holdings Limited ("the Company")), which comprise the Balance Sheet as at March 31, 2025, the Statement of Profit and Loss (including Other Comprehensive Income), the Statement of Changes in Equity and the Statement of Cash Flows for the year then ended, and notes to the financial statements, including a summary of the significant accounting policies and other explanatory information (hereinafter referred to as "the financial statements").

In our opinion and to the best of our information and according to the explanations given to us, the aforesaid financial statements give the information required by the Companies Act, 2013 ("the Act") in the manner so required and give a true and fair view in conformity with the accounting principles generally accepted in India, of the state of affairs of the Company as at March 31, 2025, its loss including other comprehensive income, the changes in equity and its cash flows for the year ended on that date.

Basis for Opinion

We conducted our audit of the financial statements in accordance with the Standards on Auditing (SAs), as specified under section 143(10) of the Act. Our responsibilities under those Standards are further described in the Auditor's Responsibilities for the Audit of the Financial Statements section of our report. We are independent of the Company in accordance with the 'Code of Ethics' issued by the Institute of Chartered Accountants of India together with the ethical requirements that are relevant to our audit of the financial statements under the provisions of the Act and the Rules made thereunder, and we have fulfilled our other ethical responsibilities in accordance with these requirements and the Code of Ethics. We believe that the audit evidence obtained by us is sufficient and appropriate to provide a basis for our opinion on the financial statements.

Information Other than the Financial Statements and Auditor's Report Thereon

The Company's Board of Directors is responsible for the other information. The other information comprises the information included in the Management Discussion and Analysis, Board's report including Annexures to Board's Report, Corporate Governance and Shareholder's Information but does not include the financial statements and our auditor's report thereon.

Our opinion on the financial statements does not cover the other information and we do not express any form of assurance conclusion thereon.

In connection with our audit of the financial statements, our responsibility is to read the other information and, in doing so, consider whether the other information is materially inconsistent with the financial statements or our knowledge obtained during the course of our audit or otherwise appears to be materially misstated. If, based on the work we have performed, we conclude that there is a material misstatement of this other information, we are required to report that fact. We have nothing to report in this regard.



Responsibilities of Management and Those Charged with Governance for the Financial Statements

The Company's Board of Directors is responsible for the matters stated in section 134(5) of the Act with respect to the preparation of these financial statements that give a true and fair view of the financial position, financial performance including other comprehensive income, changes in equity and cash flows of the Company in accordance with the Indian Accounting Standard ('Ind AS') and other accounting principles generally accepted in India. This responsibility also includes maintenance of adequate accounting records in accordance with the provisions of the Act for safeguarding of the assets of the Company and for preventing and detecting frauds and other irregularities; selection and application of appropriate accounting policies; making judgments and estimates that are reasonable and prudent; and the design, implementation and maintenance of adequate internal financial controls, that were operating effectively for ensuring the accuracy and completeness of the accounting records, relevant to the preparation and presentation of the financial statements that give a true and fair view and are free from material misstatement, whether due to fraud or error.

In preparing the financial statements, management is responsible for assessing the Company's ability to continue as a going concern, disclosing, as applicable, matters related to going concern and using the going concern basis of accounting unless management either intends to liquidate the Company or to cease operations, or has no realistic alternative but to do so.

The Board of Directors are responsible for overseeing the Company's financial reporting process.

Auditor's Responsibility for the Audit of the Financial Statements

Our objectives are to obtain reasonable assurance about whether the financial statements as a whole are free from material misstatement, whether due to fraud or error, and to issue an auditor's report that includes our opinion. Reasonable assurance is a high level of assurance, but is not a guarantee that an audit conducted in accordance with SAs will always detect a material misstatement when it exists. Misstatements can arise from fraud or error and are considered material if, individually or in the aggregate, they could reasonably be expected to influence the economic decisions of users taken on the basis of these financial statements.

As part of an audit in accordance with SAs, we exercise professional judgment and maintain professional scepticism throughout the audit. We also:

- Identify and assess the risks of material misstatement of the financial statements, whether due to fraud or error, design and perform audit procedures responsive to those risks, and obtain audit evidence that is sufficient and appropriate to provide a basis for our opinion. The risk of not detecting a material misstatement resulting from fraud is higher than for one resulting from error, as fraud may involve collusion, forgery, intentional omissions, misrepresentations, or the override of internal control.
- Obtain an understanding of internal financial controls relevant to the audit in order to design audit procedures that are appropriate in the circumstances. Under section 143(3)(i) of the Act, we are also responsible for expressing our opinion on whether the Company has adequate internal financial controls system in place and the operating effectiveness of such controls.
- Evaluate the appropriateness of accounting policies used and the reasonableness of accounting estimates and related disclosures made by management.
- Conclude on the appropriateness of management's use of the going concern basis of accounting and, based on the audit evidence obtained, whether a material uncertainty exists related to events or conditions that may cast significant doubt on the Company's ability to continue as a going concern. If we conclude that a material uncertainty exists, we are required to draw attention in our auditor's report to the related disclosures in the financial statements or, if such disclosures are inadequate, to modify our opinion. Our conclusions are based on the audit evidence obtained up to the date of our auditor's report. However, future events or conditions may cause the Company to cease to continue as a going concern.



- Evaluate the overall presentation, structure and content of the financial statements, including the disclosures, and whether the financial statements represent the underlying transactions and events in a manner that achieves fair presentation.

We communicate with those charged with governance regarding, among other matters, the planned scope and timing of the audit and significant audit findings, including any significant deficiencies in internal control that we identify during our audit.

We also provide those charged with governance with a statement that we have complied with relevant ethical requirements regarding independence, and to communicate with them all relationships and other matters that may reasonably be thought to bear on our independence, and where applicable, related safeguards.

Report on Other Legal and Regulatory Requirements

1. As required by the Companies (Auditor's Report) Order, 2020("the Order"), issued by the Central Government of India in terms of sub-section (11) of section 143 of the Act, we give in the "Annexure A" a statement on the matters specified in paragraphs 3 and 4 of the Order, to the extent applicable.
2. As required by Section 143(3) of the Act, we report that:
 - a. We have sought and obtained all the information and explanations which to the best of our knowledge and belief were necessary for the purposes of our audit;
 - b. In our opinion, proper books of account as required by law have been kept by the Company so far as it appears from our examination of those books;
 - c. The Balance Sheet, the Statement of Profit and Loss including Other Comprehensive Income, Statement of Changes in Equity and the Statement of Cash Flow dealt with by this report are in agreement with the books of account;
 - d. In our opinion, the aforesaid financial statements comply with the Ind AS specified under Section 133 of the Act;
 - e. On the basis of the written representations received from the directors as on March 31, 2025 taken on record by the Board of Directors, none of the directors is disqualified as on March 31, 2025 from being appointed as a director in terms of Section 164(2) of the Act;
 - f. With respect to the adequacy of the internal financial controls over financial reporting of the Company and the operating effectiveness of such controls, refer to our separate Report in "Annexure B". Our report expresses an unmodified opinion on the adequacy and operating effectiveness of the Company's internal financial controls over financial reporting;
 - g. With respect to the other matters to be included in the Auditor's Report in accordance with Rule 11 of the Companies (Audit and Auditors) Rules, 2014, as amended, in our opinion and to the best of our information and according to the explanations given to us:
 - i. The Company does not have any pending litigations which would impact its financial position.
 - ii. The Company did not have any long-term contracts including derivative contracts for which there were any material foreseeable losses;
 - iii. There were no amounts which were required to be transferred by the Company to the Investor Education and Protection Fund;
 - iv. (a) The Management has represented that, to the best of its knowledge and belief, no funds (which are material either individually or in the aggregate) have been advanced or loaned or invested (either from borrowed funds or share premium or any other sources or kind of funds) by the Company to or in any other person or entity, including foreign entity ("Intermediaries"), with the understanding, whether recorded in writing or otherwise, that the Intermediary shall, whether, directly or indirectly



lend or invest in other persons or entities identified in any manner whatsoever by or on behalf of the Company ("Ultimate Beneficiaries") or provide any guarantee, security or the like on behalf of the Ultimate Beneficiaries;

(b) The Management has represented, that, to the best of its knowledge and belief, no funds (which are material either individually or in the aggregate) have been received by the Company from any person or entity, including foreign entity ("Funding Parties"), with the understanding, whether recorded in writing or otherwise, that the Company shall, whether, directly or indirectly, lend or invest in other persons or entities identified in any manner whatsoever by or on behalf of the Funding Party ("Ultimate Beneficiaries") or provide any guarantee, security or the like on behalf of the Ultimate Beneficiaries;


(c) Based on the audit procedures that have been considered reasonable and appropriate in the circumstances, nothing has come to our notice that has caused us to believe that the representations under sub-clause (i) and (if) of Rule 11(e), as provided under (a) and (b) above, contain any material misstatement.

- v. Based on our examination, which included test checks, the Company has used accounting software systems for maintaining its books of account for the financial year ended March 31, 2025 which have the feature of recording audit trail (edit log) facility and the same has operated throughout the year for all relevant transactions recorded in the software systems. Further, during the course of our audit we did not come across any instance of the audit trail feature being tampered with and the audit trail has been preserved by the Company as per the statutory requirements for record retention.

For Doogar & Associates

Chartered Accountants

Firm Registration No. 000561N


Vardhman Doogar
Partner

Membership No. 517347



UDIN: 25517347BMHXKV4101

Date: 23rd May 2025

Place: Hisar

Annexure "A" to the Independent Auditor's Report

(Referred to in paragraph 1 under 'Report on Other Legal and Regulatory Requirements' section of our report to the Members of Nalwa Trading Limited of even date)

Report on the matters specified in paragraph 3 of the Companies (Auditor's Report) Order, 2020 ("the Order") issued by the Central Government of India in terms of section 143(11) of the Companies Act, 2013 ("the Act")

- i. In respect of the Company's Property, Plant and Equipment and Intangible Assets: -
 - a. (A) The Company has maintained proper records showing full particulars, including quantitative details and situation of property, Plant and Equipment.

(B) According to the information and explanations given to us and the records of the Company examined by us, the Company does not have any Intangible assets and accordingly, reporting under this Clause is not applicable to the Company.
 - b. Property, Plant and Equipment have been physically verified by the management during the year and according to the information and explanations given to us, no material discrepancies were identified on such verification.
 - c. According to the information and explanations given to us and the records of the Company examined by us, the Company does not have any immovable properties and accordingly, reporting under this Clause is not applicable to the Company.
 - d. The Company has not revalued any of its Property, Plant and Equipment (including Right of Use assets) or intangible assets or both during the year.
- ii. (a) As explained to us, the Company does not have any physical inventories of shares/securities. Accordingly, the provision of clause 3(ii)(a) of the order is not applicable to it.

(b) During the year, the Company has not been sanctioned working capital limits in excess of Rs. 5 Crores. in aggregate, from banks on the basis of security of current assets. Accordingly, the requirement to report under clause 3(ii)(b) of the Order is not applicable to the Company.
- iii. The Company has not made investments in, provided any guarantee or security or granted any loan and advances in nature of loans, secured or unsecured to companies, firms, Limited Liability Partnerships during the year. Accordingly, reporting under Clause 3(iii) of the Order are not applicable.
- iv. In our opinion and according to the information and explanations given to us, the Company has complied with the provisions of Section 185 and 186 of the Companies Act, 2013 with respect to investment made. Further there are no guarantees, and securities granted in respect of which provisions of section 185 and 186 of the companies Act are applicable and hence not commented upon.
- v. According to the information and explanations given to us, the Company has not accepted any deposits within the meaning of Sections 73 to 76 of the Act and the Companies (Acceptance of Deposits) Rules, 2014 (as amended). Accordingly, reporting under Clause 3(v) of the Order is not applicable on the company.
- vi. The Central Government has not prescribed the maintenance of cost records under sub-section (1) section 148 of the act for the business activities carried out by the company. accordingly, the provision of clause 3(vi) of the order is not applicable to the company.
- vii. According to the information and explanations given to us, in respect of statutory dues:
 - (a) In our opinion, the Company has generally been regular in depositing undisputed statutory dues, including provident fund, employees' state insurance, income-tax, sales tax, service tax, customs duty, excise duty, value added tax, goods and service tax, cess and other material statutory dues applicable to it with the appropriate authorities.



There are no undisputed amounts payable in respect of provident fund, employees' state insurance, income-tax, sales tax, service tax, customs duty, excise duty, value added tax, goods and service tax, cess and other material statutory dues in arrears as at March 31, 2025 for a period of more than six months from the date they became payable.

- (b) There are no dues of goods and services tax, provident fund, employees' state insurance, income tax, sales-tax, service tax, customs duty, excise duty, value added tax, cess, goods and service tax and other statutory dues which have not been deposited on account of any dispute.
- viii. According to the information and explanation given to us and the records of the Company examined by us, there is no income surrendered or disclosed as income during the year in the tax assessments under the Income Tax Act, 1961, that has not been recorded in the books of account.
- ix. (a) According to the records of the Company examined by us and the information and explanation given to us, the Company has not defaulted in repayment of loans repayable on demand (no demand for repayment of loan has been raised by lender during the year) or other borrowings or in payment of interest to any lender as at the balance sheet date.
- (b) According to the information and explanation given to us and on the basis of our audit procedures, we report that the Company has not been declared wilful defaulter by any bank or financial institution or government or any government authority.
- (c) In our opinion and according to the information and explanation given to us, the Company has not obtained term loan during the year.
- (d) According to the information and explanation given to us, and the procedures performed by us, and on the overall examination of the financial statements of the Company, we report that no funds raised during the year on the short-term basis have been used for long-term purposes by the Company.
- (e) There is no subsidiary of the Company. Accordingly, the reporting under Clause 3(ix)(e) of the Order are not applicable to the Company.
- (f) There is no subsidiary, joint venture or associate of the company. Accordingly, the reporting under Clause 3(ix)(f) of the Order are not applicable to the Company.
- x. (a) The Company has not raised moneys by way of initial public offer or further public offer (including debt instruments) during the year. Accordingly, the reporting under Clause 3(x)(a) of the Order are not applicable to the Company.
- (b) The Company has not made any preferential allotment or private placement of shares/fully or partially or optionally convertible debentures during the year under audit and hence, the requirement to report on clause 3(x)(b) of the order is not applicable to the company.
- xi. (a) During the course of the examination of the books and records of the Company, carried out in accordance with the generally accepted auditing practices in India, and according to the information and explanations given to us, we have neither come across any instance of material fraud by the Company or on the Company noticed or reported during the year, nor have been informed of any such case by the Management.
- (b) During the course of the examination of the books and records of the Company, carried out in accordance with the generally accepted auditing practices in India, and according to the information and explanations given to us, report under section 143(12) of the Act, in Form ADT-4 was not required to be filed. Accordingly, the reporting under Clause 3(xi)(b) of the Order is not applicable to the Company.
- (c) During the course of the examination of the books and records of the Company, carried out in accordance with the generally accepted auditing practices in India, and according to the information and explanations given to us and as represented to us by the management, no whistle blower complaints have been received during the year by the Company. Accordingly, the reporting under Clause 3(xi)(c) of the Order are not applicable to the Company.



- xii. The Company is not a Nidhi Company. Accordingly, the reporting under Clause 3(xii) of the Order are not applicable.
- xiii. According to the information and explanation and records made available by the company, the Company has complied with the provision of Section 177 and 188 of the Companies Act, 2013 where applicable, for all transactions with the related parties and the details of related party transactions have been disclosed in the financial statements as required by the applicable accounting standards.
- xiv. (a) In our opinion the Company is not required to have an internal audit system under the provisions of Section 138 of the Companies Act, 2013. Therefore, the requirement to report under clause 3(xiv)(a)(b) of the Order is not applicable to the Company.
- xv. In our opinion and according to the information and explanations given to us, during the year the Company has not entered into any non-cash transactions with its directors or persons connected with them. Accordingly, reporting under Clause 3(xv) of the Order are not applicable.
- xvi. (a) In our opinion and according to the information and explanations given to us, the Company is not required to be registered under section 45-IA of the Reserve Bank of India Act, 1934. Accordingly, reporting under Clause 3(xvi)(a), (b) and (c) of the Order are not applicable.
- (b) Based on the information and explanations provided by the management of the Company, the Group has 7 Core Investment Companies (CIC) as part of the Group. We have not, however, separately evaluated whether the information provided by the management is accurate and complete.
- xvii. The Company has incurred cash loss of Rs.18.66 Lacs during the financial year covered by our audit and NIL cash loss during the immediately preceding financial year.
- xviii. There has been no resignation of the statutory auditors of the Company during the year.
- xix. According to the information and explanations given to us and on the basis of the financial ratios, ageing and expected dates of realisation of financial assets and payment of financial liabilities, other information accompanying the financial statements and our knowledge of the Board of Directors and Management plans, nothing has come to our attention, which causes us to believe that any material uncertainty exists as on the date of the audit report indicating that Company is not capable of meeting its liabilities existing at the date of balance sheet as and when they fall due within a period of one year from the balance sheet date. We, however, state that this is not an assurance as to the future viability of the Company. We further state that our reporting is based on the facts up to the date of the audit report and we neither give any guarantee nor any assurance that all liabilities falling due within a period of one year from the balance sheet date, will get discharged by the Company as and when they fall due.
- xx. Company is not required to spend CSR expenditure as required by section 135 of the Companies Act, 2013, hence reporting under clause 3(xx) is not applicable to the Company.

For Doogar & Associates

Chartered Accountants

Firm Registration No. 000561N


Vardhman Doogar
Partner
Membership No.



UDIN: 25517347BMHXKV4101

Date: 23rd May 2025

Place: Hisar

Annexure "B" to the Independent Auditor's Report

(Referred to in paragraph 2 (f) under 'Report on Other Legal and Regulatory Requirements' section of our report to the members of Nalwa Trading Limited of even date)

Report on the Internal Financial Controls Over Financial Reporting under Clause (i) of Sub-section 3 of Section 143 of the Companies Act, 2013 ("the Act")

We have audited the internal financial controls over financial reporting of Nalwa Trading Limited ("the Company") as of March 31, 2025 in conjunction with our audit of the financial statements of the Company for the year ended on that date.

Management's Responsibility for Internal Financial Controls

The Company's management is responsible for establishing and maintaining internal financial controls based on the internal control over financial reporting criteria established by the Company considering the essential components of internal control stated in the Guidance Note on Audit of Internal Financial Controls Over Financial Reporting (the "Guidance Note") issued by the Institute of Chartered Accountants of India. These responsibilities include the design, implementation and maintenance of adequate internal financial controls that were operating effectively for ensuring the orderly and efficient conduct of its business, including adherence to company's policies, the safeguarding of its assets, the prevention and detection of frauds and errors, the accuracy and completeness of the accounting records, and the timely preparation of reliable financial information, as required under the Companies Act, 2013 ("the Act").

Auditor's Responsibility

Our responsibility is to express an opinion on the Company's internal financial controls over financial reporting based on our audit. We conducted our audit in accordance with the Guidance Note of Internal Financial Controls Over Financial Reporting issued by the Institute of Chartered Accountants of India ('the Guidance Note') and the Standards on Auditing, prescribed under Section 143(10) of the Companies Act, 2013, to the extent applicable to an audit of internal financial controls. Those Standards and the Guidance Note require that we comply with ethical requirements and plan and perform the audit to obtain reasonable assurance about whether adequate internal financial controls over financial reporting was established and maintained and if such controls operated effectively in all material respects.

Our audit involves performing procedures to obtain audit evidence about the adequacy of the internal financial controls system over financial reporting and their operating effectiveness. Our audit of internal financial controls over financial reporting included obtaining an understanding of internal financial controls over financial reporting, assessing the risk that a material weakness exists, and testing and evaluating the design and operating effectiveness of internal control based on the assessed risk. The procedures selected depend on the auditor's judgement, including the assessment of the risks of material misstatement of the financial statements, whether due to fraud or error.

We believe that the audit evidence we have obtained is sufficient and appropriate to provide a basis for our audit opinion on the Company's internal financial controls system over financial reporting.

Meaning of Internal Financial Controls Over Financial Reporting

A company's internal financial control over financial reporting is a process designed to provide reasonable assurance regarding the reliability of financial reporting and the preparation of financial statements for external purposes in accordance with generally accepted accounting principles. A company's internal financial control over financial reporting includes those policies and procedures that (1) pertain to the maintenance of records that, in reasonable detail, accurately and fairly reflect the transactions and dispositions of the assets of the company; (2) provide reasonable assurance that transactions are recorded as necessary to permit preparation of financial statements in accordance with generally accepted accounting principles, and that receipts and expenditures of the company are being made only in accordance with authorizations of management and directors of the company; and (3) provide reasonable assurance regarding



prevention or timely detection of unauthorized acquisition, use, or disposition of the company's assets that could have a material effect on the financial statements.


Inherent Limitations of Internal Financial Controls Over Financial Reporting

Because of the inherent limitations of internal financial controls over financial reporting, including the possibility of collusion or improper management override of controls, material misstatements due to error or fraud may occur and not be detected. Also, projections of any evaluation of the internal financial controls over financial reporting to future periods are subject to the risk that the internal financial control over financial reporting may become inadequate because of changes in conditions, or that the degree of compliance with the policies or procedures may deteriorate.

Opinion

In our opinion, to the best of our information and according to the explanations given to us, the Company has, in all material respects, an adequate internal financial controls system over financial reporting and such internal financial controls over financial reporting were operating effectively as at March 31, 2025, based on the internal control over financial reporting criteria established by the Company considering the essential components of internal control stated in the Guidance Note on Audit of Internal Financial Controls Over Financial Reporting issued by the Institute of Chartered Accountants of India.

For Doogar & Associates
Chartered Accountants
Firm Registration No. 000561N


Vardhman Doogar
Partner
Membership No. 517347



UDIN: 25517347BMHXKV4101
Date: 23rd May 2025
Place: Hisar

Nalwa Trading Limited
(Formerly known as Jindal Holdings Limited)
CIN: U51100HR1990PLC095347
Balance Sheet as at March 31, 2025
(Amounts are in Rupees in Lakhs, unless otherwise stated)

Particulars	Note No.	As at March 31, 2025	As at March 31, 2024
ASSETS			
1) Non-current assets			
(a) Property, Plant and Equipment	3	0.54	-
(b) Financial assets			
(i) Investments	4	14,351.32	18,037.58
Total non-current assets		14,351.86	18,037.58
2) Current assets			
(a) Financial assets			
(i) Trade receivables	5	100.00	4.50
(ii) Cash and cash equivalents	6	166.26	6.29
(iii) Other financial assets	7	-	160.04
(b) Other current assets	8	0.13	-
(c) Current tax assets (net)	9	0.31	1.08
Total current assets		266.70	171.91
Total Assets		14,618.56	18,209.49
II. Liabilities and Equity			
1) Equity			
(a) Equity share capital	10	1,849.98	1,849.98
(b) Other equity	11	9,553.18	14,732.45
Total Equity		11,403.16	16,582.43
2) Non Current Liabilities			
(b) Deferred tax Liabilities	12	1,473.17	-
		1,473.17	-
3) Current liabilities			
(a) Financial Liabilities			
(i) Borrowings	13	1,626.70	-
(ii) Trade payables	14	-	-
- Due to micro and small enterprises		100.00	-
- Due to entities other than micro and small enterprises		15.30	1,627.03
(ii) Other Current financial liabilities	15	0.23	0.03
(b) Other current liabilities	16	1,742.23	1,627.06
		1,742.23	1,627.06
TOTAL EQUITY AND LIABILITIES		14,618.56	18,209.49

See accompanying Notes forming part of the financial statements

1 to 36

As per our report of even date attached

For Doogar & Associates

Chartered Accountants

Firm's Reg. No. 000561/000561N

Vardhman Doogar
Partner
M. No. 517347

Place : Hisar

Dated: 23rd May 2025

For and on behalf of the Board of Directors

Madan Lal Gupta
Managing Director
DIN: 00006078

Ajay Mittal
Company Secretary
M.No. FCS-11573

Mahender Satrodia Kumar
Whole Time Director & Chief Financial Officer
DIN: 03467266

Girish Aggarwal
Director
DIN: 08196115

Nalwa Trading Limited
(Formerly known as Jindal Holdings Limited)
CIN: U51100HR1990PLC095347
Statement of Profit and Loss for the year ended March 31, 2025
(Amounts are in Rupees in Lakhs, unless otherwise stated)

Particulars	Note No.	Year ended March 31, 2025	Year ended March 31, 2024
I. Revenue from operations	17	432.35	10.80
II. Other income	18	131.22	163.60
III. Total Income (I+II)		563.57	174.40
IV. Expenses :			
Purchase of stock in trade	19	430.88	-
Depreciation and amortisation	20	0.08	-
Finance cost	21	14.98	0.01
Other expenses	22	761.73	26.88
Total expenses (IV)		1,207.67	26.89
V. Profit/(loss) before tax (III-IV)		(644.10)	147.51
VI. Tax Expense:			
Deferred tax		(97.35)	-
Income tax earlier years		1.12	-
Total tax expense (VI)		(96.23)	-
VII. Profit/(loss) for the year (V-VI)		(547.87)	147.51
VIII. Other Comprehensive Income			
Items that will not be re-classified to profit or loss			
(i) Equity instruments through other comprehensive income		(3,060.88)	9,181.83
(ii) Income tax relating to items that will not be reclassified to profit or loss		(1,570.52)	-
Total Other comprehensive income (VIII)		(4,631.40)	9,181.83
IX. Total Comprehensive Income for the year (VII+VIII)		(5,179.27)	9,329.34
X. Earning Per Equity Share (in ₹):	24		
(1) Basic		(3.48)	0.80
(2) Diluted		(3.48)	0.80

See accompanying Notes forming part of the financial statements

1 to 36

As per our report of even date attached

For Doogar & Associates

Chartered Accountants

Firm's Reg. No. 000561N

Vardhman Doogar

Partner

M. No. 517347

For and on behalf of the Board of Directors

Madan Lal Gupta

Managing Director

DIN: 00006078

Ajay Mittal

Company Secretary

M.No. FCS-11573

Mahender Satrodia Kumar

Whole Time Director & Chief Financial Officer

DIN: 03467266

Gurish Aggarwal

Director

DIN: 08196115

Place : Hisar

Dated: 23rd May 2025

Nalwa Trading Limited
(Formerly known as Jindal Holdings Limited)
CIN: U51100HR1990PLC095347
Cash Flow Statement for the year ended March 31, 2025
(Amounts are in Rupees in Lakhs, unless otherwise stated)

Particulars	Year ended March 31, 2025	Year ended March 31, 2024
A) Cash Inflow (Outflow) from the operating activities		
Net Profit/(loss) before tax	(644.10)	147.51
Adjustments for :-		
Profit on de-recognition of investments as per Ind-AS	753.55	22.26
Depreciation of tangible assets	0.08	-
Interest Income on investments measured at amortised cost	(128.16)	(163.60)
Interest income on income tax	(0.04)	-
Operating Profit Before Working Capital Changes	(18.67)	6.17
Adjustments for :-		
(Increase)/Decrease in Trade receivables	(95.50)	(4.50)
Increase/(Decrease) in Trade payables	100.00	-
(Increase)/Decrease in Other current financial assets	160.04	(160.04)
(Increase)/Decrease in Other current assets	(0.13)	-
Increase/(Decrease) in Other Current Liabilities	0.20	(0.16)
Increase/(Decrease) in Other Current financial liabilities	14.97	-
Cash Generated from Operation	160.91	(158.53)
Income Tax (Paid)/ Refund	(0.36)	(1.08)
Interest income on income tax	0.04	-
Net Cash Inflow/(Outflow) from Operating Activities	160.59	(159.61)
B) Cash Inflow/(Outflow) from Investment Activities		
Purchase of Property, Plant and Equipment	(0.62)	-
Sale of investments (net)	-	160.00
Net Cash Inflow/(Outflow) from Operating Activities	(0.62)	160.00
C) Cash Inflow/(Outflow) from Financing Activities		
Net Changes in Cash and Cash Equivalent (A+B+C)	159.97	0.39
Opening Cash and Cash equivalent	6.29	5.90
Closing Cash and Cash equivalent	166.26	6.29

Notes: -

1. The cash flow statement has been prepared in accordance with Ind-AS 7 "Cash Flow Statement".
2. Previous year's figures have been regrouped wherever necessary.

See accompanying Notes forming part of the financial statements

1 to 36

As per our report of even date attached

For Doogar & Associates


Chartered Accountants

Firm's Reg. No. 000561N

Vardhman Doogar

Partner

M. No. 517347



For and on behalf of the Board of Directors

Madan Bal Gupta

Managing Director

DIN: 00006078

Ajay Mittal

Company Secretary

M.No. FCS-11573

Mahender Satrodia Kumar

Whole Time Director & Chief Financial Officer

DIN: 03467266

Girish Aggarwal

Director

DIN: 08196115

Place : Hisar

Dated : 23rd May, 2025

Nalwa Trading Limited
(Formerly known as Jindal Holdings Limited)
CIN: U51100HR1990PLC095347
Statement of changes in equity for the year ended March 31, 2025
(Amounts are in Rupees in Lakhs, unless otherwise stated)

A. Equity Share Capital

Balance as at April 1, 2023	Movement during the year	Balance as at March 31, 2024	Movement during the year	Balance as at March 31 2025
1,849.98	-	1,849.98	-	1,849.98

B. Other Equity

Particulars	Reserve & Surplus		Other Comprehensive Income	Total
	Securities Premium	Retained Earnings	Equity Instruments through OCI	
Balance as at 1st April, 2023	5,699.12	(5,010.70)	4,714.68	5,403.10
Profit/(loss) for the year	-	147.51	-	147.51
Total comprehensive income/(loss) for the year (net of tax)	-	-	9,181.83	9,181.83
Balance as at March 31, 2024	5,699.12	(4,863.18)	13,896.51	14,732.45
Profit/(loss) for the year	-	(547.87)	-	(547.87)
Total comprehensive income for the year (net of tax)	-	-	(4,631.40)	(4,631.40)
Balance as at March 31, 2025	5,699.12	(5,411.05)	9,265.11	9,553.18

See accompanying notes to the financial statements

1 to 36

As per our report of even date

For Doogar & Associates

Chartered Accountants

Firm's Reg. No. 000561N

Vardhman Doogar

Partner

M. No 517347

For and on behalf of the Board of Directors

Madan Lal Gupta

Managing Director

DIN: 00006078

Mahender Satrodia Kumar

Whole Time Director & Chief Financial Officer

DIN: 03467266

Place : Hisar

Dated : 23rd May, 2025

Ajay Mittal

Company Secretary

M.No. FCS-11573

Arish Aggarwal

Director

DIN: 08196115

Nalwa Trading Limited

(Formerly known as Jindal Holdings Limited)

Notes to the Financial Statements for the year ended March 31, 2025

1. GENERAL INFORMATION

Nalwa Trading Company (formerly known as Jindal Holdings Limited) was incorporated in February 1990 under the erstwhile Companies Act i.e. Companies Act, 1956 (now Companies Act, 2013) and was earlier registered as Non-deposit taking Non-Banking Financial Company ('NBFC') under the provisions of Section 45-IA of the Reserve Bank of India Act, 1934 and is in the process of surrender of its Certificate of Registration (COR) as NBFC. The Company is now engaged in trading of goods and services.

2. SIGNIFICANT ACCOUNTING POLICIES

a) Basis of preparation

The financial statements of the Company have been prepared in accordance with Indian Accounting Standards (Ind AS) notified under the Companies (Indian Accounting Standards) Rules, 2015 as amended and other relevant provisions of the Act. Accounting policies have been consistently applied except where a newly issued accounting standard is initially adopted or a revision to an existing accounting standard requires a change in the accounting policy hitherto in use.

b) Use of estimates and judgements

The preparation of standalone financial statements in conformity with the recognition and measurement principles of Ind AS requires the management to make estimates and assumptions that affect the balances of assets and liabilities, disclosures of contingent liabilities as at the date of the standalone financial statements and the reported amounts of income and expenses for the periods presented. The Company has a policy to review these estimates and underlying assumptions on an ongoing basis. Revisions to accounting estimates are recognized in the period in which the estimates are revised, and future periods are affected.

c) Revenue recognition

Sale of traded goods

Revenue from the sale of goods is recognised when the significant risks and rewards of ownership of the goods are transferred to the buyer and the entity retains neither continuing managerial involvement to the degree usually associated with ownership nor effective control over the goods sold.

Sale of service

Revenue from services is accounted for on the basis of work performed and rendering of services as per the terms of the specific contract.

Interest Income

Under Ind AS 109 interest income is recorded using the effective interest rate ('EIR') method for all financial instruments measured at amortised cost. The EIR is the rate that discounts estimated future cash receipts through the expected life of the financial instrument to the net carrying amount of the financial asset.



d) Impairment of Non-financial Assets

The Company assesses, at each reporting date, whether there is an indication that an asset may be impaired. If any indication exists, or when annual impairment testing for an asset is required, the Company estimates the asset's recoverable amount. An asset's recoverable amount is the higher of an asset's or cash-generating unit's (CGU) fair value less costs of disposal and its value in use. Recoverable amount is determined for an individual asset, unless the asset does not generate cash inflows that are largely independent of those from other assets or groups of assets. Where the carrying amount of an asset or CGU exceeds its recoverable amount, the asset is considered impaired and is written down to its recoverable amount.

In assessing value in use, the estimated future cash flows are discounted to their present value using a pre-tax discount rate that reflects current market assessments of the time value of money and the risks specific to the asset. In determining fair value less costs of disposal, recent market transactions are taken into account, if available.

If no such transactions can be identified, an appropriate valuation model is used. Impairment losses including impairment on inventories are recognized in the Statement of profit and loss. After impairment, depreciation is provided on the revised carrying amount of the asset over its remaining useful life.

e) Cash and Cash Equivalents

Cash and cash equivalent in the balance sheet and in the Statement of Cash flows comprise of cash in hand and balance with banks in current accounts.

f) Borrowing Costs

Borrowing cost includes interest and other costs incurred in connection with the borrowing of funds and charged to Statement of Profit & Loss on the basis of effective interest rate (EIR) method. Borrowing costs directly attributable to the acquisition, construction or production of an asset that necessarily takes a substantial period of time to get ready for its intended use or sale are capitalized as part of the cost of the respective asset. All other borrowing costs are recognized as expense in the period in which they occur.

g) Provisions and Contingent Liabilities

Provision is recognized when the Company has a present obligation as a result of past event, it is probable that an outflow of resources embodying economic benefits will be required to settle the obligation, in respect of which a reliable estimate can be made. Provisions are not discounted to its present value and are determined based on best estimate of the expenditure required to settle the obligation at the Balance Sheet date. These are reviewed at each Balance Sheet date and adjusted to reflect the current best estimate.

Contingent liabilities are disclosed when there is a possible obligation arising from past events, the existence of which will be confirmed only by the occurrence or nonoccurrence of one or more uncertain future events not wholly within the control of the Company or a present obligation that arises from past events where it is either not probable that an outflow of resources will be required to settle or a reliable estimate of the amount cannot be made.

h) Tax Expense

Income tax expense represents the sum of the tax currently payable and deferred tax. Current tax and deferred tax is recognized in the Profit and Loss except when it relates to items that are recognized in Other Comprehensive Income.



Current tax

Current tax is the amount of expected tax payable based on the taxable profit for the year as determined in accordance with the applicable tax rates and the provisions of the Income Tax Act, 1961.

Deferred tax

Deferred tax is recognized using the Balance Sheet approach. It represents temporary differences between the carrying amounts of assets and liabilities in the financial statements and the corresponding tax bases used in the computation of taxable profit. Deferred tax liabilities are recognized for all taxable temporary differences. Deferred tax assets are recognized for all deductible temporary differences to the extent that it is probable that taxable profits will be available against which those deductible temporary differences can be utilised. Such deferred tax assets and liabilities are not recognized if the temporary difference arises from the initial recognition (other than in a business combination) of assets and liabilities in a transaction that affects neither the taxable profit nor the accounting profit. In addition, deferred tax liabilities are not recognized if the temporary difference arises from the initial recognition of goodwill. The carrying amount of deferred tax assets is reviewed at the end of each reporting year and reduced to the extent that it is no longer probable that sufficient taxable profits will be available to allow all or part of the asset to be recovered.

Minimum Alternate Tax (MAT) paid in accordance with the tax laws, which gives future economic benefits in the form of adjustment to future income tax liability, is considered as a Deferred tax asset if there is convincing evidence that the Company will pay normal income tax in future years. Accordingly, MAT is recognized as an asset in the Balance Sheet when it is probable that future economic benefit associated with it will flow to the Company.

Deferred tax assets and liabilities are measured at the tax rates that are expected to apply in the year in which the liability is settled or the asset realized, based on tax rates (and tax laws) that have been enacted or substantively enacted by the end of the reporting year.

Deferred tax assets and deferred tax liabilities are offset if a legally enforceable right exists to set off current tax assets against current tax liabilities and the deferred taxes relate to the same taxable entity and the same taxation authority.

i) Financial Instruments

A financial instrument is any contract that gives rise to a financial asset of one entity and a financial liability or equity instrument of another entity.

(i) Financial Assets

The Company classifies its financial assets in the following measurement categories:

- Those to be measured subsequently at fair value (either through other comprehensive income, or through profit or loss).
- Those measured at amortized cost.

The classification of financial assets at initial recognition depends on the financial asset's contractual cash flow characteristics and the Company's business model for managing them.

Initial recognition and measurement

In order for a financial asset to be classified and measured at amortized cost or fair value through OCI, it needs to give rise to cash flows that are 'solely payments of principal and interest (SPPI)' on the principal amount outstanding. This assessment is referred to as the SPPI test and is performed at an



Nalwa Trading Limited

(Formerly known as Jindal Holdings Limited)

Notes to the Financial Statements for the year ended March 31, 2025

instrument level. Financial assets with cash flows that are not SPPI are classified and measured at fair value through profit or loss, irrespective of the business model.

The Company's business model for managing financial assets refers to how it manages its financial assets in order to generate cash flows. The business model determines whether cash flows will result from collecting contractual cash flows, selling the financial assets, or both.

Financial assets classified and measured at amortized cost are held within a business model with the objective to hold financial assets in order to collect contractual cash flows while financial assets classified and measured at fair value through OCI are held within a business model with the objective of both holding to collect contractual cash flows and selling.

Subsequent measurement

For purposes of subsequent measurement financial assets are classified in following categories:

- Financial assets at amortized cost
- Financial assets at fair value through other comprehensive income (FVTOCI) with recycling of cumulative gains and losses (debt instruments)
- Financial assets designated at fair value through OCI with no recycling of cumulative gains and losses upon derecognition (equity instruments)
- Financial assets at fair value through profit or loss

Financial assets at amortized cost

A 'financial asset' is measured at the amortized cost if both the following conditions are met:

Business Model Test: The objective is to hold the financial asset to collect the contractual cash flows (rather than to sell the instrument prior to its contractual maturity to realize its fair value changes) and;

Cash flow characteristics test: The contractual terms of the financial asset give rise on specific dates to cash flows that are solely payments of principal and interest on principal amount outstanding.

This category is most relevant to the Company. After initial measurement, such financial assets are subsequently measured at amortized cost using the effective interest rate (EIR) method. Amortized cost is calculated by taking into account any discount or premium on acquisition and fees or costs that are an integral part of EIR. EIR is the rate that exactly discounts the estimated future cash receipts over the expected life of the financial instrument or a shorter period, where appropriate, to the gross carrying amount of the financial asset. When calculating the effective interest rate, the Company estimates the expected cash flows by considering all the contractual terms of the financial instrument but does not consider the expected credit losses. The EIR amortization is included in other income in profit or loss. The losses arising from impairment are recognized in the profit or loss. This category general applies to trade and other receivables.

Financial assets at fair value through profit or loss

Financial assets at fair value through profit or loss are carried in the balance sheet at fair value with net changes in fair value recognized in the statement of profit and loss.

Financial assets designated at fair value through Other Comprehensive Income (OCI)

Upon initial recognition, the Company can elect to classify irrevocably its equity investments as equity instruments designated at fair value through OCI when they meet the definition of equity under Ind AS



Nalwa Trading Limited

(Formerly known as Jindal Holdings Limited)

Notes to the Financial Statements for the year ended March 31, 2025

32 Financial Instruments: Presentation and are not held for trading. The classification is determined on an instrument-by-instrument basis. Equity instruments which are held for trading and contingent consideration recognized by an acquirer in a business combination to which Ind AS103 applies are classified as at FVTPL.

Gains and losses on these financial assets are never recycled to profit or loss. Dividends are recognized as other income in the statement of profit and loss when the right of payment has been established, except when the Company benefits from such proceeds as a recovery of part of the cost of the financial asset, in which case, such gains are recorded in OCI. Equity instruments designated at fair value through OCI are not subject to impairment assessment.

Derecognition

A financial asset (or, where applicable, a part of a financial asset or part of a Company of similar financial assets) is primarily derecognized (i.e. removed from the Company's statement of financial position) when:

- The rights to receive cash flows from the asset have expired, or
- the Company has transferred its rights to receive cash flows from the asset or has assumed an obligation to pay the received cash flows in full without material delay to a third party under a "pass through" arrangement and either;
 - the Company has transferred substantially all the risks and rewards of the asset, or
 - the Company has neither transferred nor retained substantially all the risks and rewards of the asset, but has transferred control of the asset.

When the Company has transferred its rights to receive cash flows from an asset or has entered into a pass-through arrangement, it evaluates if and to what extent it has retained the risks and rewards of ownership. When it has neither transferred nor retained substantially all of the risks and rewards of the asset, nor transferred control of the asset, the Company continues to recognize the transferred asset to the extent of the Company's continuing involvement. In that case, the Company also recognizes an associated liability. The transferred asset and the associated liability are measured on a basis that reflects the right and obligations that the Company has retained.

Impairment of financial assets

In accordance with IND AS 109, the Company applies expected credit losses (ECL) model for measurement and recognition of impairment loss on the following financial asset and credit risk exposure

- Financial assets measured at amortized cost;
- Financial assets measured at fair value through other comprehensive income (FVTOCI);

ECLs are based on the difference between the contractual cash flows due in accordance with the contract and all the cash flows that the Company expects to receive, discounted at an approximation of the original effective interest rate. The expected cash flows will include cash flows from the sale of collateral held or other credit enhancements that are integral to the contractual terms.

ECLs are recognized in two stages. For credit exposures for which there has not been a significant increase in credit risk since initial recognition, ECLs are provided for credit losses that result from default events that are possible within the next 12-months (a 12-month ECL). For those credit exposures for which there has been a significant increase in credit risk since initial recognition, a loss allowance is required for credit losses expected over the remaining life of the exposure, irrespective of the timing of the default (a lifetime ECL).



The Company follows "simplified approach" for recognition of impairment loss allowance on:

- Trade receivables or contract revenue receivables without significant financial element;
- All lease receivables resulting from the transactions within the scope of Ind AS 116 –Leases

Under the simplified approach, the Company does not track changes in credit risk. Rather, it recognizes impairment loss allowance based on lifetime ECLs at each reporting date, right from its initial recognition. The Company uses a provision matrix to determine impairment loss allowance on the portfolio of trade receivables. The provision matrix is based on its historically observed default rates over the expected life of trade receivable and is adjusted for forward looking estimates. At every reporting date, the historical observed default rates are updated and changes in the forward looking estimates are analyzed.

ECL impairment loss allowance (or reversal) recognized during the period is recognized as income/expense in the statement of profit and loss. This amount is reflected under the head 'other expenses' in the statement of profit and loss.

(ii) Financial liabilities:

Initial recognition and measurement

Financial liabilities are classified at initial recognition as financial liabilities at fair value through profit or loss, loans and borrowings, and payables, net of directly attributable transaction costs. All financial liabilities are recognized initially at fair value and, in the case of loans and borrowings and payables, net of directly attributable transaction costs. The Company financial liabilities include trade payables, liabilities towards services, and other payables.

Subsequent measurement

For purposes of subsequent measurement, financial liabilities are classified in two categories:

- Financial liabilities at fair value through profit or loss
- Financial liabilities at amortized cost (loans and borrowings)

Financial liabilities at Fair value through profit or loss

Financial liabilities at fair value through profit or loss include financial liabilities held for trading and financial liabilities designated upon initial recognition as at fair value through profit or loss. Financial liabilities are classified as held for trading if they are incurred for the purpose of repurchasing in the near term. This category also includes derivative financial instruments.

Gains or losses on liabilities held for trading are recognized in the statement of profit and loss.

Financial liabilities designated upon initial recognition at fair value through profit or loss are designated as such at the initial date of recognition, and only if the criteria in IND AS 109 are satisfied. For liabilities designated as FVTPL, fair value gains/ losses attributable to changes in own credit risk are recognized in OCI. These gains/ loss are not subsequently transferred to profit and loss. All other changes in fair value of such liability are recognized in the statement of profit or loss. The Company has not designated any financial liability as at fair value through profit and loss.

Financial liabilities at Amortized cost



Nalwa Trading Limited

(Formerly known as Jindal Holdings Limited)

Notes to the Financial Statements for the year ended March 31, 2025

After initial recognition, interest-bearing borrowings are subsequently measured at amortized cost using the Effective interest rate method. Gains and losses are recognized in profit or loss when the liabilities are derecognized as well as through the Effective interest rate amortization process. Amortized cost is calculated by taking into account any discount or premium on acquisition and fees or costs that are an integral part of the Effective interest rate. The Effective interest rate amortization is included as finance costs in the statement of profit and loss.

Derecognition

A financial liability is derecognized when the obligation under the liability is discharged or cancelled or expires. When an existing financial liability is replaced by another from the same lender on substantially different terms, or the terms of an existing liability are substantially modified, such an exchange or modification is treated as the derecognition of the original liability and the recognition of a new liability. The difference in the respective carrying amounts is recognized in the statement of profit and loss.

Offsetting of financial instruments

Financial assets and financial liabilities are offset and the net amount is reported in the balance sheet if there is a currently enforceable legal right to offset the recognized amounts and there is an intention to settle on a net basis, to realize the assets and settle the liabilities simultaneously.

j) Earnings per Share

Basic earnings per share are calculated by dividing the net profit or loss for the period attributable to equity shareholders by the weighted average number of equity shares outstanding during the period. The weighted average number of equity shares outstanding during the period is adjusted for events such as bonus issue, bonus element in a rights issue, share split, and reverse share split (consolidation of shares) that have changed the number of equity shares outstanding, without a corresponding change in resources.

For the purpose of calculating diluted earnings per share, the net profit or loss for the period attributable to equity shareholders and the weighted average number of shares outstanding during the period are adjusted for the effect of all potentially dilutive equity shares.

k) Fair value measurement

The Company measures financial instruments at fair value at each balance sheet date.

Fair value is the price that would be received to sell an asset or paid to transfer a liability in an ordinary transaction between market participants at the measurement date. The fair value measurement is based on the presumption that the transaction to sell the asset or transfer the liability takes place either:

- (i) In the principal market for asset or liability, or
- (ii) In the absence of a principal market, in the most advantageous market for the asset or liability.

The principal or the most advantageous market must be accessible by the Company.

A fair value measurement of a non-financial asset takes into account a market participant's ability to generate economic benefits by using the asset in its highest and best use or by selling it to another market participant that would use the asset in its highest and best use.

The Company uses valuation techniques that are appropriate in the circumstances and for which sufficient data are available to measure fair value, maximizing the use of relevant observable inputs and minimizing the use of unobservable inputs.



Nalwa Trading Limited

(Formerly known as Jindal Holdings Limited)

Notes to the Financial Statements for the year ended March 31, 2025

All assets and liabilities for which fair value is measured or disclosed in the financial statements are categorized within the fair value hierarchy, described as follows, based on the lowest level input that is significant to the fair value measurement as a whole:

Level 1- Quoted (unadjusted) market prices in active markets for identical assets or liabilities

Level 2- Valuation techniques for which the lowest level input that is significant to the fair value measurement is directly or indirectly observable

Level 3- Valuation techniques for which the lowest level input that is significant to the fair value measurement is unobservable

For assets and liabilities that are recognized in the financial statements on a recurring basis, the Company determines whether transfers have occurred between levels in the hierarchy by re-assessing categorization (based on the lowest level input that is significant to fair value measurement as a whole) at the end of each reporting period.

For the purpose of fair value disclosures, the Company has determined classes of assets and liabilities on the basis of the nature, characteristics and risks of the asset or liability and the level of the fair value hierarchy as explained above.

Recent accounting pronouncements

Ministry of Corporate Affairs ("MCA") notifies new standards or amendments to the existing standards under Companies (Indian Accounting Standards) Rules as issued from time to time. For the year ended March 2025, MCA has not notified any new standard or amendments to the existing standards applicable to the Company.



Nalwa Trading Limited

(Formerly known as Jindal Holdings Limited)

Notes forming part of financial statements for the year ended March 31, 2025

(Amounts are in Rupees in Lakhs, unless otherwise stated)

3 Property, Plant and Equipment

Particulars	Computers	Office Equipments	Total
Gross Block			
As at April 1, 2023	-	-	-
Additions	-	-	-
Disposal/Adjustments	-	-	-
As at March 31, 2024	-	-	-
Additions	0.41	0.21	0.62
Disposal/Adjustments	-	-	-
As at March 31, 2025	0.41	0.21	0.62
Accumulated Depreciation			
As at April 1, 2023	-	-	-
Depreciation for the year	-	-	-
Disposal/Adjustments	-	-	-
As at March 31, 2024	-	-	-
Depreciation for the year	0.06	0.02	0.08
Disposal/Adjustments	-	-	-
As at March 31, 2025	0.06	0.02	0.08
Net Block			
As at April 1, 2023	-	-	-
As at March 31, 2024	-	-	-
As at March 31, 2025	0.35	0.19	0.54



Nalwa Trading Limited
(Formerly known as Jindal Holdings Limited)
Notes forming part of financial statements for the year ended March 31, 2025

4 Investments

Particulars	Face value per share	No. of shares	As at March 31, 2025	No. of shares	As at March 31, 2024
(i) Equity Instruments (measured at Fair Value Through Other Comprehensive Income)					
Unquoted equity shares of					
Mansarovar Tradex Limited	10.00	3,00,000	663.78	3,00,000	1,377.25
Jindal Equipment Leasing And Consultancy Services Limited	10.00	5,00,000	4,862.83	5,00,000	5,907.26
Goswamis Credits & Investment Limited	10.00	16,00,000	2,209.24	16,00,000	2,379.27
Renuka Financial Services Limited	10.00	27,50,000	1,384.82	25,00,000	1,619.63
Manjula Finance Limited	10.00	15,34,286	843.26	14,00,000	979.52
Everplus Securities & Finance Limited	10.00	17,50,000	1,294.98	17,50,000	1,620.43
Vrindavan Services Pvt. Ltd.	10.00	7,10,000	1,746.22	7,10,000	2,038.51
Musuko Trading Pvt. Ltd.	100.00	4,53,468	291.62	4,53,468	288.77
Sub-total - (i)			13,296.75		16,210.64
(ii) Debt Instruments (measured at amortised costs)					
8% Non Cumulative Redeemable Preference Shares					
Manjula Finance Limited #	100.00	6,00,000	254.29	6,00,000	564.28
Renuka Financial Services Limited #	100.00	6,90,000	292.43	6,90,000	648.92
1% Non Cumulative Redeemable Preference Shares					
Manjula Finance Limited	100.00	-	-	47,000	43.14
Renuka Financial Services Limited	100.00	-	-	1,00,000	91.79
9% Non Cumulative Non Convertible Redeemable Preference Shares					
Jindal Equipment Leasing and Consultancy Services Limited	100.00	1,20,000	106.74	1,20,000	110.82
7% Cumulative Redeemable Preference Shares					
Jindal Petroleum Limited	100.00	3,18,680	401.11	3,18,680	367.99
Sub-total - (ii)			1,054.57		1,826.94
Total (i+ii)			14,351.32		18,037.58
Aggregate amount of unquoted investments			14,351.32		18,037.58

Notes: -

- (i) 1% Non Cumulative Redeemable Preference Shares of Manjula Finance Limited and Renuka Financial Services Limited has been converted into Compulsory Convertible preference shares (CCPRS). Subsequently, 47,000 CCPRS of Manjula Finance Limited were converted into 1,34,286 equity shares at value of Rs.35 per share (including Rs.25 per share) and 1,00,000 CCPRS of Renuka Financial Services Limited were converted into 2,50,000 equity shares of Rs.25 per each (including Rs.15/each).
- (ii) # The Company holds Non-Convertible Preference Shares (NCPRS) that were originally scheduled for redemption in the financial year 2024-25. Pursuant to a revision in the terms of these instruments, the NCPRS are now redeemable after 20 years from their respective dates of allotment. In accordance with the applicable requirements of Indian Accounting Standards (Ind AS), the Company has remeasured the carrying value of these investments. The resultant difference arising from the remeasurement has been recognised in the Statement of Profit and Loss for the year.



Nalwa Trading Limited*(Formerly known as Jindal Holdings Limited)***Notes forming part of financial statements for the year ended March 31, 2025****(Amounts are in Rupees in Lakhs, unless otherwise stated)****5 Trade receivables**

Particulars	As at March 31, 2025	As at March 31, 2024
Unsecured		
Trade Receivable considered good	100.00	4.50
Trade Receivable considered good - Credit Impaired	-	-
	100.00	4.50
Less : Allowance for Expected credit loss	-	-
Total Trade Receivables	100.00	4.50

*** Refer note no. 29 for ageing of trade receivables****6 Cash and cash equivalents**

Particulars	As at March 31, 2025	As at March 31, 2024
(i) Cash on hand	0.02	0.04
(ii) Balances with banks		
- in current accounts	166.24	6.25
Total cash and cash equivalents	166.26	6.29

7 Other financial assets

Particulars	As at March 31, 2025	As at March 31, 2024
Other receivables	-	160.04
Total other financial assets	-	160.04

8 Other current assets

Particulars	As at March 31, 2025	As at March 31, 2024
Advance to suppliers	0.04	-
Balance with government authorities	0.09	-
Total other current assets	0.13	-

9 Current tax assets (net)

Particulars	As at March 31, 2025	As at March 31, 2024
Advance tax including TDS Receivable	0.31	1.08
Total Current tax assets (net)	0.31	1.08



Nalwa Trading Limited
(Formerly known as Jindal Holdings Limited)
Notes forming part of financial statements for the year ended March 31, 2025
(Amounts are in Rupees in Lakhs, unless otherwise stated)

10 Equity share capital

Particulars	As at March 31, 2025		As at March 31, 2024	
	No. of shares	(₹ in Lakhs)	No. of shares	(₹ in Lakhs)
Authorised				
Equity shares of ₹ 10 /- each	2,20,00,000	2,200.00	2,20,00,000	2,200.00
14 % Redeemable Cumulative Preference shares of ₹ 10 /- each	2,00,000	20.00	2,00,000	20.00
Total	2,22,00,000	2,220.00	2,22,00,000	2,220.00
Issued, subscribed and fully paid up				
Equity shares of ₹ 10/- each	1,84,99,820	1,849.98	1,84,99,820	1,849.98
Total	1,84,99,820	1,849.98	1,84,99,820	1,849.98

(a) Reconciliation of the number of shares outstanding at the beginning and at the end of the reporting period :

Particulars	As at March 31, 2025	As at March 31, 2024
Shares at the beginning of the year	1,84,99,820	1,84,99,820
Movement during the year	-	-
Shares outstanding at the end of the year	1,84,99,820	1,84,99,820

(b) Rights, preferences and restrictions attached to equity shares

The company has one class of equity shares having a par value of ₹ 10/- each. Each equity shareholder is entitled to one vote per share.

(c) Detail of shareholders holding more than 5% shares in the Company

Particulars	As at March 31, 2025		As at March 31, 2024	
	No. of shares	%	No. of shares	%
Equity shares of ₹ 10 each fully paid				
Nalwa Sons Investments Ltd. (Holding Company)	1,60,85,665	86.95%	1,60,85,665	86.95%
Jindal Steel and Power Ltd	24,14,000	13.05%	24,14,000	13.05%
Total	1,84,99,665	100.00%	1,84,99,665	100.00%

(d) Shareholding of promoter(s): -

Particulars	As at March 31, 2025		As at March 31, 2024		Change during the year (%)
	No. of shares	%	No. of shares	%	
Nalwa Sons Investments Ltd. (Holding Company)	1,60,85,665	86.95%	1,60,85,665	86.95%	-
Jindal Steel and Power Ltd	24,14,000	13.05%	24,14,000	13.05%	-
Mrs. Savitri Devi Jindal	2	0.00%	2	0.00%	-
Mr. Prithviraj Jindal	12	0.00%	12	0.00%	-
Mr. Ratan Jindal	17	0.00%	17	0.00%	-
Mr. Sajjan Jindal	12	0.00%	12	0.00%	-
Mr. Naveen Jindal	12	0.00%	12	0.00%	-
Mr. Sushil Bhuwalka	10	0.00%	10	0.00%	-
Mrs. Arti Jindal	10	0.00%	10	0.00%	-
P R Jindal HUF	10	0.00%	10	0.00%	-
Naveen Jindal HUF	10	0.00%	10	0.00%	-
S K Jindal & Sons HUF	10	0.00%	10	0.00%	-
R K Jindal & Sons HUF	10	0.00%	10	0.00%	-
Hexa Tradex Limited	10	0.00%	10	0.00%	-
JSW Holdings Limited	10	0.00%	10	0.00%	-
PRJ Family Management Company Private Limited	10	0.00%	10	0.00%	-
Vistra ITCL (India) Limited (Trustee for Heritage Trust)	10	0.00%	10	0.00%	-
Total	1,84,99,820	100.00%	1,84,99,820	100.00%	-



Nalwa Trading Limited**(Formerly known as Jindal Holdings Limited)****Notes forming part of financial statements for the year ended March 31, 2025****(Amounts are in Rupees in Lakhs, unless otherwise stated)****11 Other Equity**

Particulars	As at March 31, 2025	As at March 31, 2024
A. Reserves & Surplus		
(i) Securities Premium		
Opening balance	5,699.12	5,699.12
Movement during the period	-	-
Closing balance	5,699.12	5,699.12
(ii) Retained Earnings		
Opening balance	(4,863.18)	(5,010.70)
Profit/(loss) for the year	(547.87)	147.52
Closing balance	(5,411.05)	(4,863.18)
Total reserves & surplus (A)	288.07	835.94
B. Other Comprehensive Income		
Equity Instruments through OCI		
Opening balance	13,896.51	4,714.68
Add/(less): -Income/(loss) for the period	(4,631.40)	9,181.83
Total other comprehensive Income (B)	9,265.11	13,896.51
Total other equity	9,553.18	14,732.45

Notes: -**(i) Securities Premium**

Securities premium reserve is used to record the premium on issue of shares. The reserve is utilised in accordance with the provisions of the Companies Act, 2013.

(ii) Retained Earnings

Retained earnings are the accumulated profits earned by the Company till date, less transfer to general reserves, dividend (including dividend distribution tax) and other distributions made to the shareholders.

(iii) Other Comprehensive Income

Equity instruments through Other Comprehensive Income: - The Company has elected to recognise changes in the fair value of certain investments in financial instruments in other comprehensive income.



(Formerly known as Jindal Holdings Limited)

Notes forming part of financial statements for the year ended March 31, 2025

12 Deferred tax liabilities (net)

Particulars	As at March 31, 2025	As at March 31, 2024
On account of fair valuation of investments	1,473.17	-
Total Deferred tax liabilities (net)	1,473.17	-

Refer note no. 26(c) for details for components of deferred tax liabilities

13 Current Borrowings

Particulars	As at March 31, 2025	As at March 31, 2024
Unsecured Loan from related party	1,626.70	-
Total Current Borrowings	1,626.70	-

14 Trade payables

Particulars	As at March 31, 2025	As at March 31, 2024
- Due to micro and small enterprises	-	-
- Due to entities other than micro and small enterprises	100.00	-
Total trade payables	100.00	-

* Refer note no. 30 for ageing of trade payables

15 Other current financial liabilities

Particulars	As at March 31, 2025	As at March 31, 2024
Advance from related party	-	1,626.70
Interest accrued and due	14.97	-
Other payables	0.33	0.33
Total other current financial liabilities	15.30	1,627.03

16 Other current liabilities

Particulars	As at March 31, 2025	As at March 31, 2024
Statutory dues payable	0.23	0.03
Total other current liabilities	0.23	0.03



Nalwa Trading Limited
(Formerly known as Jindal Holdings Limited)
Notes forming part of financial statements for the year ended March 31, 2025
(Amounts are in Rupees in Lakhs, unless otherwise stated)

17 Revenue from Operations

Particulars	Year ended March 31, 2025	Year ended March 31, 2024
Sale of traded goods	432.35	-
Sale of services	-	10.80
Total revenue from operations	432.35	10.80

18 Other Income

Particulars	Year ended March 31, 2025	Year ended March 31, 2024
Interest income from investments measured at amortised costs	128.16	163.60
Profit on de-recognition of investments	3.02	-
Interest on income tax refund	0.04	-
Total other income	131.22	163.60

19 Purchase of stock in trade

Particulars	Year ended March 31, 2025	Year ended March 31, 2024
Purchase of traded goods	430.88	-
Total purchase of stock in trade	430.88	-

20 Depreciation and amortisation

Particulars	Year ended March 31, 2025	Year ended March 31, 2024
Depreciation on tangible assets	0.08	-
Total depreciation and amortisation	0.08	-

21 Finance costs

Particulars	Year ended March 31, 2025	Year ended March 31, 2024
Interest on unsecured loan		
- related party	14.97	-
Other borrowing costs		
- bank charges	0.01	0.01
Total finance cost	14.98	0.01



Nalwa Trading Limited**(Formerly known as Jindal Holdings Limited)****Notes forming part of financial statements for the year ended March 31, 2025****(Amounts are in Rupees in Lakhs, unless otherwise stated)****22 Other expenses**

Particulars	Year ended March 31, 2025	Year ended March 31, 2024
Loss on fair valuation/de-recognition of debt instruments #	756.55	22.26
Rent	1.00	0.52
Fee and subscription charges	0.06	-
Rates and taxes	0.40	-
Auditor's remuneration *	0.30	0.30
Legal and Professional charges	3.01	3.30
Printing and Stationery expenses	0.01	-
Reimbursement of expenses	0.40	0.50
Miscellaneous expenses	-	-
Total other expenses	761.73	26.88

refer note no. 4 for details

* Payment to auditor's includes (including taxes) : -

Particulars	Year ended March 31, 2025	Year ended March 31, 2024
Statutory audit fee	0.30	0.30
Total	0.30	0.30



23 Financial instruments

a) Capital management

The Company manages its capital to ensure that the Company will be able to continue as a going concern while maximising the return to stakeholders through efficient allocation of capital towards expansion of business, optimisation of working capital requirements and deployment of surplus funds into various investment options.

The Company's capital requirement is mainly to fund its capacity expansion, repayment of principal and interest on its borrowings and strategic acquisitions. The principal source of funding of the Company has been, and is expected to continue to be, cash generated from its operations supplemented by funding from borrowings from banks and financial institutions.

The Company monitors its capital using gearing ratio, which is net debt divided to total equity. Net debt includes, interest bearing loans and borrowings less cash and cash equivalents, bank balances other than cash and cash equivalents while equity includes all capital and reserves of the Company.

Particulars	As at March 31, 2025	As at March 31, 2024
Long term borrowings	-	-
Short term borrowings	1,626.70	-
Less: Cash and cash equivalent	(166.26)	(6.29)
Net debt	1,460.44	(6.29)
Total equity	11,403.16	16,582.43
Gearing ratio	12.81%	-0.04%

b) Fair value measurement

(a) Financial assets

Particulars	As at March 31, 2025		As at March 31, 2024	
	Carrying value	Fair value	Carrying value	Fair value
(i) Measured at amortised cost				
Cash and cash equivalents	166.26	166.26	6.29	6.29
Non-current Investments	1,054.57	1,054.57	1,826.94	1,826.94
Trade receivables	100.00	100.00	4.50	4.50
Other financial assets	-	-	160.04	160.04
Total financial assets at amortised costs (A)	1,320.83	1,320.83	1,997.77	1,997.77
(ii) Measured at fair value through other comprehensive income (OCI)				
Non-current Investments	13,296.75	13,296.75	16,210.64	16,210.64
Total financial assets at FVTOCI (B)	13,296.75	13,296.75	16,210.64	16,210.64
Total financial assets	14,617.58	14,617.58	18,208.41	18,208.41

(b) Financial liabilities

Particulars	As at March 31, 2025		As at March 31, 2024	
	Carrying value	Fair value	Carrying value	Fair value
(i) Measured at amortised cost				
Short term borrowings	1,626.70	1,626.70	-	-
Other financial liabilities	15.30	15.30	1,627.03	1,627.03
Trade payables	100.00	100.00	-	-
Total financial liabilities	1,742.01	1,742.01	1,627.03	1,627.03

The fair value of financial assets and liabilities are included at the amount at which the instrument could be exchanged in a current transaction between willing parties in an orderly market transaction, other than in a forced or liquidation sale.

Fair value hierarchy

Level 1 - Quoted prices (unadjusted) in active markets for identical assets or liabilities.

Level 2 - Inputs other than quoted prices included within Level 1 that are observable for the asset or liability, either directly (i.e. as prices) or indirectly (i.e. derived from prices).

Level 3 - Inputs for the assets or liabilities that are not based on observable market data (unobservable inputs)



24 Earnings per share

The calculation of Earning Per Share (EPS) as disclosed in the statement of profit and loss has been made in accordance with Indian Accounting Standard (Ind AS)-33 on "Earning Per Share" given as under: -

Particulars	Year ended March 31, 2025	Year ended March 31, 2024
Profit/(Loss) attributable to equity shareholders (₹) (A)	(644.10)	147.51
Weighted average number of outstanding equity shares (B)	1,84,99,820	1,84,99,820
Nominal value per equity share (₹)	10.00	10.00
Basic EPS (A/B) (₹)	(3.48)	0.80
Diluted EPS (A/B) (₹)	(3.48)	0.80

25 Disclosures required under Micro, Small and Medium Enterprises Development Act, 2006

The information as required to be disclosed under the Micro, Small and Medium Enterprises Development Act, 2006 has been determined to the extent such parties have been identified on the basis of information available with the Company. The amount of principal and interest outstanding during the year is given below: -

Particulars	Year ended March 31, 2025	Year ended March 31, 2024
Principal amount due outstanding	-	-
Interest due on (1) above and unpaid	-	-
Interest paid to the supplier	-	-
Payments made to the supplier beyond the appointed day during the year	-	-
Interest due and payable for the period of delay	-	-
Interest accrued and remaining unpaid	-	-
Amount of further interest remaining due and payable in succeeding year	-	-

26 a) Income tax expense

Particulars	Year ended March 31, 2025	Year ended March 31, 2024
Current tax	-	-
Deferred tax	(97.35)	-
Income tax earlier years	1.12	-
Total tax expenses	(96.23)	-

b) Reconciliation of estimated income tax to income tax expense

A reconciliation of income tax expense applicable to accounting profit / (loss) before tax at the statutory income tax rate to recognised income tax expense for the year indicated are as follows:

Particulars	Year ended March 31, 2025	Year ended March 31, 2024
Accounting profit before tax (A)	(644.10)	147.51
Enacted tax rate in India (B)	25.17%	25.17%
Expected income tax expense at statutory tax rate (A*B)	(162.12)	37.13
Tax effect of the amount not deductible for computing taxable income		
Expenses not deductible in determining taxable profits	3.77	-
Income not chargeable to tax	-	(35.58)
Temporary difference of earlier years	61.00	-
Earlier years tax adjustments	1.12	(1.55)
Tax expense reported	(96.23)	-

c) Deferred tax liabilities/ (assets)

The significant component of deferred tax assets / (liabilities) and movement during the period are as under:

Particulars	Deferred tax liability/(asset) as at April 1, 2024	Recognised/ (reversed) in Other Comprehensive Income	Recognised/ (reversed) in Statement of Profit & Loss	Deferred tax liability/(asset) as at March 31, 2025
Gross deferred tax liabilities				
Difference in WDV as per Income Tax and books	-	-	(0.03)	(0.03)
Investments measured at fair value	-	(1,570.52)	-	(1,570.52)
	-	(1,570.52)	(0.03)	(1,570.54)
Gross deferred tax assets				
Investments measured at amortised costs	-	-	96.40	96.40
Carry forward business losses	-	-	0.98	0.98
	-	-	97.38	97.38
Net Deferred Tax liabilities	-	(1,570.52)	97.35	(1,473.17)

27 The Company holds inventory in the form of certain shares and securities/debentures. Based on the fair value assessment of these stock of securities and debentures, the fair value has been considered as NIL.



28 Related party disclosures

The related party disclosures in accordance with the requirements of Ind AS - 24 "Related Party Disclosures" has been given below: -

(a) Name and nature of related party relationships

- (i) **Holding Company**
Nalwa Sons Investments Limited
- (ii) **Fellow Subsidiary Companies**
Jindal Steels & Alloys Limited
Brahmaputra Capital & Financial Services Ltd.
- (iii) **Key Management Personnel**
Sh. Madan Lal Gupta, Managing Director
Sh. Mahender Satrodia Kumar, Whole time Director & Chief Financial Officer
Sh. Jagdeep Bhargava, Additional Director (appointed w.e.f 30th September, 2024)
Sh. Girish Aggarwal, Independent Director
Sh. Ajay Mittal, Company Secretary (appointed w.e.f 21st November, 2022)

(b) Transactions during the reporting period: -

Particulars	Year ended March 31, 2025	Year ended March 31, 2024
Interest expense on unsecured loan		
- Nalwa Sons Investments Limited	14.97	-

(c) Balances outstanding at the end of the reporting period: -

Particulars	As at March 31, 2025	As at March 31, 2024
Advance		
- Nalwa Sons Investments Limited	-	1,626.70
Unsecured loan		
- Nalwa Sons Investments Limited	1,626.70	-
Interest payable		
- Nalwa Sons Investments Limited	14.97	-

29 Segment reporting

The Company is primarily engaged in trading activities having similar economic characteristics, operating in India and regularly reviewed by the Chief Operating Decision Maker for assessment of Company's performance and resource allocation. The Segment information as required by Ind AS-108 'Operating Segments' on segment reporting has complied on the basis of the financial statements is disclosed below: -

S.N.	Particulars	Year ended 31.03.2025	Year ended 31.03.2024
1	Segment revenue		
	Trading of goods	432.35	-
	Sale of Services	-	10.80
	Investment & Finance	131.22	163.60
	Total segment revenue	563.57	174.40
	Less: Inter-segment revenue	-	-
	Revenue as per the Statement Profit and Loss	563.57	174.40
2	Segment results (Profit/ (loss) before tax)		
	Trading of goods	0.47	-
	Sale of Services	-	-
	Investment & Finance	(629.59)	147.52
	Profit/(loss) before tax	(629.12)	147.52
	Less: Finance Cost	(14.98)	(0.01)
	Profit/(loss) before tax	(644.10)	147.51
3	Segment assets		
	Trading of goods	100.00	-
	Investment & Finance	14,517.71	18,208.41
	Unallocated	0.85	1.08
	Total assets	14,618.56	18,209.49
4	Segment liabilities		
	Trading of goods	100.00	-
	Investment & Finance	3,115.39	1,627.05
	Unallocated	-	-
	Total liabilities	3,215.40	1,627.05



30 Ageing of trade receivables

Particulars	Not Due	Less than six month	6 months to 1 year	1 to 2 years	Total
As at March 31, 2025					
Undisputed trade receivables - considered good	-	100.00	-	-	100.00
Undisputed trade receivables - credit impaired	-	-	-	-	-
Disputed trade receivables- considered good	-	-	-	-	-
Disputed trade receivables- credit impaired	-	-	-	-	-
Total	-	100.00	-	-	100.00
As at March 31, 2024					
Undisputed trade receivables - considered good	-	4.50	-	-	4.50
Undisputed trade receivables - credit impaired	-	-	-	-	-
Disputed trade receivables- considered good	-	-	-	-	-
Disputed trade receivables- credit impaired	-	-	-	-	-
Total	-	4.50	-	-	4.50

31 Ageing of trade payables

Particulars	Less than 1 year	1 to 2 years	2 to 3 years	More than 3 years	Total
As at March 31, 2025					
Due to MSME	-	-	-	-	-
Due to others	100.00	-	-	-	100.00
Total	100.00	-	-	-	100.00
As at March 31, 2024					
Due to MSME	-	-	-	-	-
Due to others	-	-	-	-	-
Total	-	-	-	-	-



Nalwa Trading Limited
(Formerly known as Jindal Holdings Limited)

CIN: U51100HR1990PLC095347

Notes forming part of financial statements for the year ended March 31, 2025

(Amounts are in Rupees in Lakhs, unless otherwise stated)

c) Financial risk management

The Company has formulated and implemented a Risk Management Policy for evaluating business risks. The risk management policies are established to ensure timely identification and evaluation of risks, setting acceptable risk thresholds, identifying and mapping controls against these risks, monitor the risks and their limits, improve risk awareness and transparency. Risk management policies and systems are reviewed regularly to reflect changes in the market conditions and the Company's activities to provide reliable information to the Management and the Board to evaluate the adequacy of the risk management framework in relation to the risk faced by the Company.

The risk management policies aim to mitigate the following risks arising from the financial instruments: -

(i) Liquidity risk management

Liquidity risk refers to the risk of financial distress or high financing costs arising due to shortage of liquid funds in a situation where business conditions unexpectedly deteriorate and requiring financing. The Company requires funds both for short term operational needs as well as for long term capital expenditure growth projects. The Company relies on a mix of borrowings, capital infusion and excess operating cash flows to meet its needs for funds. The Company manages liquidity risk by maintaining adequate reserves, credit facilities and reserve borrowing facilities, by continuously monitoring forecast and actual cash flows, and by matching the maturity profiles of financial assets and liabilities.

Maturity profile of financial liabilities:

The table below provides details regarding the remaining contractual maturities of financial liabilities at the reporting date.

Financial liabilities	Upto 1 year	1-2 years	> 2 years	Total
As at March 31, 2025				
Short term borrowings	1,626.70	-	-	1,626.70
Other financial liabilities	15.30	-	-	15.30
Total financial liabilities	1,642.00	-	-	1,642.00
As at March 31, 2024				
Other financial liabilities	1,627.03	-	-	1,627.03
Total financial liabilities	1,627.03	-	-	1,627.03

(ii) Credit risk management

Credit risk refers to the risk that a counterparty will default on its contractual obligations resulting in financial loss to the Company. Credit risk encompasses of both, the direct risk of default and the risk of deterioration of creditworthiness as well as concentration risks. The Company has adopted a policy of dealing with creditworthy counterparties to mitigating the risk of financial loss from defaults. Company's credit risk arises principally from Trade receivable and cash & cash equivalents.

The trade receivable of the Company generally spread over limited numbers of parties. The Company evaluates the credit worthiness of the parties on an ongoing basis. Further, and the history of trade receivable shows negligible provision for bad and doubtful debts. Therefore, the Company does not expect any material risk account of non-performance from these parties.

Credit risks from balances with banks and financial institutions are managed in accordance with the Company's policy. The Company's maximum exposure to the credit risk for the components of balance sheet as March 31, 2025 and March 31, 2024 is the carrying amounts mentioned in Note No 6. Credit risk arising from balances with banks is limited and there is no collateral held against these balances.

(iii) Market risk

The Company's activities expose it primarily to the financial risks of changes equity price risk as explained below:

Price Sensitivity analysis:

Equity price risk is related to the change in market reference price of the instruments in quoted and unquoted securities. The fair value of some of the Company's investments exposes to company to equity price risks. In general, these securities are not held for trading purposes.

The fair value of equity instruments as at each reporting period is given below. A 5% change in price of equity instruments held as at March 31, 2025, and March 31, 2024, would result in:

Particulars	As at March 31, 2025	As at March 31, 2024
Fair value of equity instruments	13,296.75	16,210.64
Effect on OCI of 5% increase in price	664.84	810.53
Effect on OCI of 5% decrease in price	(664.84)	(810.53)

(iv) Foreign currency risk management

The Company's functional currency is Indian Rupees (INR). The Company does not have any foreign currency exposures.



Nalwa Trading Limited
(Formerly known as Jindal Holdings Limited)
CIN: U51100HR1990PLC095347
Notes forming part of financial statements for the year ended March 31, 2025
(Amounts are in Rupees in Lakhs, unless otherwise stated)

32 Ratios

The following are analytical ratios for the year ended March 31, 2025 and March 31, 2024: -

Particulars	Numerator	Denominator	For the year ended March 31, 2025	For the year ended March 31, 2024	Variance %	Reasons for variation
Current Ratio	Current assets	Current liabilities	0.15	0.11	39.16%	Due to increase in current liabilities during the year.
Debt- Equity Ratio	Total debt	Shareholder's equity	0.14	0.00	100.00%	Due to conversion of advance in borrowing during the year.
Debt Service Coverage Ratio	Earnings available for debt service	Debt service	-0.32	-	-100.00%	Due to increase in borrowings and losses incurred during the year
Return on Equity	Net Profit after taxes	Avg. shareholder's equity	-3.92%	1.24%	-415.75%	Due to losses incurred during the year.
Inventory Turnover Ratio	Revenue	Avg. Inventory	NA	NA	NA	NA
Trade receivable Turnover Ratio	Revenue	Avg. Trade receivable	8.27	4.80	72.39%	Due to increase in revenue during the year
Trade payable Turnover Ratio	Purchases	Avg. Trade payables	8.62	0.00	100%	Due to trading of goods during the year
Net Capital Turnover ratio	Revenue	Avg. Working capital	-29.51%	-0.74%	3887.17%	Due to increase in revenue during the year
Net Profit Ratio	Net profit	Revenue	-126.72%	1365.94%	-109.28%	Due to losses in fair valuation of investments during the year.
Return on Capital employed	Earnings before interest and taxes	Capital employed	-5.52%	0.89%	-719.90%	Due to losses in fair valuation of investments during the year.
Return on Investment	Earnings before interest and taxes	Avg. Total assets	-3.83%	1.09%	-451.63%	Due to losses in fair valuation of investments during the year.

33 Other additional regulatory information required by Schedule III of Companies Act, 2013

The disclosure on the following matters required under Schedule III as amended not being relevant or applicable in case of the Company, same are not covered:

- The Company has not traded or invested in crypto currency or virtual currency during the current or previous year.
- No proceedings have been initiated or are pending against the Company for holding any benami property under the Benami Transactions (Prohibition) Act, 1988 (45 of 1988) and rules made thereunder.
- The Company has not been declared wilful defaulter by any bank or financial institution or government or any government authorities.
- The Company has not entered into any scheme of arrangement which has an accounting impact on current or previous financial year.
- No registration and/or satisfaction of charges are pending to be filed with ROC.
- There are no transactions which are not recorded in the books of account which have been surrendered or disclosed as income during the year in the tax assessments under the Income Tax Act, 1961.
- The Company does not have any relationship with struck off companies.



Nalwa Trading Limited
(Formerly known as Jindal Holdings Limited)
CIN: U51100HR1990PLC095347
Notes forming part of financial statements for the year ended March 31, 2025
(Amounts are in Rupees in Lakhs, unless otherwise stated)

34 Surrender of NBFC-COR

Pursuant to the resolution passed by the Board of Directors of the Company dated 20th March 2019 and subsequent approval from the shareholders, the Company has stopped the non-banking financial institution (NBFI) activities. Further, post receipt of NOC from RBI, the Company has changed its object clause and applied for surrender of its COR vide application dated 14th October 2019 to RBI. However, based on the communication received from RBI and due to certain amendments in the related regulations, the Company is in the process of filing a revised application for surrender of its COR.

Based on the management assessment, the financial statements of the Company have been consistently prepared in accordance with the requirements of Part-II of Schedule III applicable to non-NBFC specified companies.

35 Advance from the holding company

The advance of Rs. 1,626.70 lakhs for issuance of securities of the Company (refer note no 13), it could not be adjusted against the issuance of securities in the absence of the requisite approvals. The Board of Directors, in its meeting held on February 12, 2025, decided to reinstate the said advance as an unsecured loan. Accordingly, the amount has been reclassified and presented under current borrowings in the financial statements.

36 Previous year figures have been regrouped/rearranged, wherever considered necessary to conform to current year's classification.

See accompanying Notes forming part of the financial statements

1 to 36

As per our report of even date attached

For Doogar & Associates
Chartered Accountants
Firm's Reg. No. 000561/000561N
Vardhman Doogar
Partner
M. No. 517347


For and on behalf of the Board of Directors


Madan Lal Gupta
Managing Director
DIN: 00006078


Mahender Satrodia Kumar
Whole Time Director & Chief Financial Officer
DIN: 03467266

Place : Hisar
Date : 23rd May, 2025


Ajay Mittal
Company Secretary
M.No. FCS-11573


Gurnish Aggarwal
Director
DIN: 08196115