

# NALWA SONS INVESTMENTS LIMITED

---

Regd. Office: 28, Najafgarh Road,  
Moti Nagar Industrial Area,  
Delhi – 110 015, India  
CIN: L65993DL1970PLC146414

January 21, 2016

<b>National Stock Exchange of India Ltd.</b> "Exchange Plaza", C-1, Block G, Bandra-Kurla Complex, Bandra (E), Mumbai - 400 051 <a href="mailto:cmlist@nse.co.in">cmlist@nse.co.in</a>  Security Code: NSIL	<b>BSE Ltd.</b> Phiroze Jeejeebhoy Towers, Dalal Street, Mumbai - 400 001 <a href="mailto:corp.relations@bseindia.com">corp.relations@bseindia.com</a>  Security Code: 532256
---	---

**Sub: Submission of Shareholding pattern in compliance with Regulation 31(1)(b) of the SEBI (Listing Obligations and Disclosure Requirement) Regulations, 2015**


Dear Sir(s),


In terms of the provisions of Regulation 31(1)(b) of the SEBI (Listing Obligation and Disclosure Requirement) Regulations, 2015, please find attached herewith shareholding pattern of the Company for the quarter ended on 31<sup>st</sup> December, 2015.

You are requested to kindly take the same on record.

Thanking you.

Yours sincerely,  
For Nalwa Sons Investments Limited

  
(Raghav Sharma)  
Company Secretary



Encl.: A/a

**Disclosure of holding of specified securities and holding of specified securities in dematerialized form  
[Pursuant to Reg. 31 of SEBI (Listing Obligations and Disclosure Requirements) Regulations, 2015]**

1	Name of the Listed Entity	Nalwa Sons Investments Limited
2	Scrip Code	NSE: NSIL / BSE: 532256
3	Shareholding pattern filed under Regulation 31(1)(a) / Reg.31(1)(b) / Reg.31(1)(c)	31(1)(b)
	a. If under regulation 31(1)(b) then indicate the report for the quarter ending	31st December, 2015
	b. If under regulation 31(1)(c) then indicate date of allotment / extinguishment	N.A.
4	Declaration	*YES / *NO
	Whether the listed entity has issued any partly paid up shares ?	No
	Whether the listed entity has issued any convertible securities or warrants ?	No
	Whether the listed entity has any shares against which depository receipts are issued ?	No
	Whether the listed entity has any shares in locked in ?	No
	Whether the shares held by promoters are pledged or otherwise encumbered ?	No
5	The tabular format for disclosure of holding of specified securities is as follows:	

\* If the Listed Entity selects the option 'No' for the questions above, the columns for the partly paid up shares, Outstanding Convertible Securities/Warrants, depository receipts, locked-in shares, No of shares pledged or otherwise encumbered by promoters, as applicable, shall not be displayed at the time of dissemination on the Stock Exchange website. Also wherever there is 'No' declared by Listed Entity in above table the values will be considered as 'Zero' by default on submission of the format of holding of specified securities.




Table I - Summary statement holding of specified securities

Category	Category of shareholder	No. of share holders	No. of fully paid up equity shares held	No. of partly paid-up equity shares held	No. of underlying Depository Receipts	Total nos. of shares held (VII) = IV+V+VI	Shareholding as a % of total no. of shares (calculated as per SCRR, 1957)	Number of voting rights held in each class of securities			No. of shares underlying convertible securities (including warrants)	Shareholding as a % assuming full conversion of convertible securities (as a % of diluted share capital)	No. of locked in shares		No. of shares pledged		No. of equity shares held in dematerialised form		
								Class - X	Class - Y	Total			Total as a % of (A+B+C)	(X) = (VII)+(X) as a % of (A+B+C2)	(a) as a % of total shares held	(b)		(a) as a % of total shares held	(b)
(I)	(II)	(III)	(IV)	(V)	(VI)	(VII)	As a % of (A+B+C)	Class - X	Class - Y	Total	(X)	(XI) = (VII)+(X) as a % of (A+B+C2)	(XII)	(a)	(b)	(XIII)	(a)	(b)	(XIV)
(A)	Promoter & promoter group	34	2,856,510	-	-	2,856,510	55.62	-	-	-	55.62	-	-	-	-	-	-	-	2,856,510
(B)	Public	2,2781	2,279,653	-	-	2,279,653	44.38	-	-	-	44.38	-	-	-	-	-	-	-	2,068,446
(C)	Non promoter - non public	-	-	-	-	-	-	-	-	-	-	-	-	-	-	-	-	-	-
(C1)	Shares underlying DRS	-	-	-	-	-	N.A.	-	-	-	-	-	-	-	-	-	-	-	-
(C2)	Shares held by Employee trust	-	-	-	-	-	-	-	-	-	-	-	-	-	-	-	-	-	-
	<b>TOTAL</b>	<b>22815</b>	<b>5,136,163</b>	<b>-</b>	<b>-</b>	<b>5,136,163</b>	<b>100.00</b>	<b>-</b>	<b>-</b>	<b>-</b>	<b>100.00</b>	<b>-</b>	<b>-</b>	<b>-</b>	<b>-</b>	<b>-</b>	<b>-</b>	<b>-</b>	<b>4,924,956</b>





Table II - Statement showing shareholding pattern of the Promoter and Promoter Group

(i)	(ii)	(iii)	(iv)	(v)	(vi)	(vii) = IV+V+VI	Share holding as a % of total (calculated as per SCRR, 1957)	Number of voting rights held in each class of securities	Total as a % of (A+B+C)	(x)	Share holding as a % of securities assuming full conversion of convertible securities (as a % of diluted share capital)	No. of locked in shares	No. of shares pledged	(xiv)
<b>1 Indian</b>														
(a)	Individuals / HUF	20	35041	-	-	35041	0.68	-	-	-	0.68	-	-	35,041
	SAROJ BHARTI	AAIPB7610F	2	-	-	2	0.00	-	-	-	0.00	-	-	2
	URMI A BHUWALKA	AEPH96446C	48	-	-	48	0.00	-	-	-	0.00	-	-	48
	SEEMA JAODIA	ACPI6249H	49	-	-	49	0.00	-	-	-	0.00	-	-	49
	URVI JINDAL	AGFP3837R	631	-	-	631	0.01	-	-	-	0.01	-	-	631
	TARINI JINDAL	AEEP10735P	651	-	-	651	0.01	-	-	-	0.01	-	-	651
	TANVI JINDAL	AGCP10233G	652	-	-	652	0.01	-	-	-	0.01	-	-	652
	TRIPTI JINDAL	ACXP17608I	662	-	-	662	0.01	-	-	-	0.01	-	-	662
	NAVEEN JINDAL	AAAP12123N	692	-	-	692	0.01	-	-	-	0.01	-	-	692
	R K JINDAL & SONS HUF	AAACHR8177F	756	-	-	756	0.01	-	-	-	0.01	-	-	756
	ARTI JINDAL	ACYP17504Q	781	-	-	781	0.02	-	-	-	0.02	-	-	781
	PARTI JINDAL	AJPI16232H	1497	-	-	1497	0.03	-	-	-	0.03	-	-	1,497
	PRITHVI RAJ JINDAL	AAJPI2120R	1698	-	-	1698	0.03	-	-	-	0.03	-	-	1,698
	S K JINDAL AND SONS HUF	AAPH51426R	1809	-	-	1809	0.04	-	-	-	0.04	-	-	1,809
	SANJITA JINDAL	AAAGP1586N	2382	-	-	2382	0.05	-	-	-	0.05	-	-	2,382
	ADDP15071E	AAADP15071E	2547	-	-	2547	0.05	-	-	-	0.05	-	-	2,547
	SAJAN JINDAL	AAAP15110D	2592	-	-	2592	0.05	-	-	-	0.05	-	-	2,592
	P R JINDAL HUF	AAEP17501H	3163	-	-	3163	0.06	-	-	-	0.06	-	-	3,163
	DEEPIKA JINDAL	AAFP12847R	3760	-	-	3760	0.07	-	-	-	0.07	-	-	3,760
	SAVITRI DEVI JINDAL	ACPP10130M	4815	-	-	4815	0.09	-	-	-	0.09	-	-	4,815
	NAVEEN JINDAL HUF	AAAH13831J	5854	-	-	5854	0.11	-	-	-	0.11	-	-	5,854
(b)	Central Govt / State Govt Financial Institutions / Banks	-	-	-	-	-	-	-	-	-	-	-	-	-
(c)	-	-	-	-	-	-	-	-	-	-	-	-	-	-
(d)	Any other (Bodies Corporates)	11	2,811,989	-	-	2,811,989	54.75	-	-	-	54.75	-	-	2,811,989
	GOSWAMIS CREDITS & INVESTMENTS LTD	AAACG2173R	12721	-	-	12,721	0.25	-	-	-	0.25	-	-	12,721
	JSW HOLDINGS LIMITED	AABC1531F	25014	-	-	25,014	0.49	-	-	-	0.49	-	-	25,014
	JSL LIMITED	AAAC1451F	120615	-	-	120,615	2.35	-	-	-	2.35	-	-	120,615



(i)	(ii)	(iii)	(iv)	(v)	(vi)	(vii) = IV+V+VI	Share holding as a % of total shares (calculated as per SCRR, 1957)	Number of voting rights held in each class of securities	Total as a % of (A+B+C)	(k) No. of shares underlying convertible securities (including warrants)	Share holding as a % assuming full converso n of convertibl e securities (as a % of diluted share capital)	No. of locked in shares	No. of shares pledged	No. of equity shares held in dematerialised form
(i)	(ii)	(iii)	(iv)	(v)	(vi)	(vii) = IV+V+VI	As a % of (A+B+C)	Class - x Class - Y Total	Total as a % of (A+B+C)	(k) No. of shares underlying convertible securities (including warrants)	(xi) = VII+(X) as a % of (A+B+C2)	(xii) as a % of total shares held (b)	(xiii) as a % of total shares held (b)	(xiv)
VINAMBA CONSULTANCY PVT LTD	AAECV5876E	121244	121244	-	-	121,244	2.36	-	-	-	2.36	-	-	121,244
GLEBE TRADING PRIVATE LIMITED	AAECG0208K	122306	122306	-	-	122,306	2.38	-	-	-	2.38	-	-	122,306
JINDAL COAL PRIVATE LIMITED	AABCI3739R	124446	124446	-	-	124,446	2.42	-	-	-	2.42	-	-	124,446
VIRTUOUS TRADECORP PRIVATE LIMITED	AAECV7088E	571385	571385	-	-	571,385	11.12	-	-	-	11.12	-	-	571,385
DANTA ENTERPRISES PRIVATE LIMITED	AAECV7088E	571386	571386	-	-	571,386	11.12	-	-	-	11.12	-	-	571,386
OP1 TRADING PRIVATE LIMITED	AAECV7088E	571386	571386	-	-	571,386	11.12	-	-	-	11.12	-	-	571,386
SAHYOG TRADCCORP PRIVATE LIMITED	AAUCS3300N	571386	571386	-	-	571,386	11.12	-	-	-	11.12	-	-	571,386
HEXA TRADEX LIMITED	AACHS3348	100	100	-	-	100	0.00	-	-	-	0.00	-	-	100
<b>Total (A)(1)</b>		<b>31</b>	<b>2,847,030</b>			<b>2,847,030</b>	<b>55.43</b>				<b>55.43</b>			<b>2,847,030</b>
2 Foreign (a) Individuals / Foreign		<b>3</b>	<b>9,480</b>			<b>9,480</b>	<b>0.18</b>				<b>0.18</b>			<b>9,480</b>
RATAN JINDAL	AA5P10852D	4024	4024	-	-	4,024	0.08	-	-	-	0.08	-	-	4,024
SARIKA JHUNJHUNWALA	AGTPI7274N	4250	4250	-	-	4,250	0.08	-	-	-	0.08	-	-	4,250
ABHYUDAY JINDAL	AIEPI2431J	1206	1206	-	-	1,206	0.02	-	-	-	0.02	-	-	1,206
(b) Government (c) Institutions (d) Foreign portfolio investor (i) Any other														
Sub Total (A)(2)		<b>3</b>	<b>9,480</b>			<b>9,480</b>	<b>0.00</b>				<b>0.00</b>			<b>9,480</b>
Total shareholding of promoter and promoter group (A) = (A)(1)+(A)(2)		<b>34</b>	<b>2,856,510</b>			<b>2,856,510</b>	<b>55.62</b>				<b>55.62</b>			<b>2,856,510</b>




Table III - Statement showing shareholding pattern of public shareholder

Category and name of the shareholder	PAN	No. of share holders	No. of fully paid up equity shares held	No. of partly paid-up equity shares held	No. of shares underlying Depository Receipts	Total nos. of shares held	Share holding as a % of total no. of shares (calculated as per SCRR, 1957)	Number of voting rights securities			Total as a % of (A+B+C)	No. of shares underlying convertible securities (including warrants)	Share holding as a % assuming full conversion of convertible securities (as a % of diluted share capital)	No. of locked in shares		No. of shares pledged		No. of equity shares held in dematerialised form
								Class - x	Class - y	Total				(a)	as a % of total shares held (b)	(a)	as a % of total shares held (b)	
(i)	(ii)	(iii)	(iv)	(v)	(vi)	(vii) = (iv+v+vi)	As a % of (A+B+C)				(viii) = (vii) x (x) as a % of (A+B+C2)	(ix)	(x)	(xi)	(xii)	(xiii)	(xiv)	
1 Institutions (a) Mutual Funds (b) Venture Capital Fund (c) Alternate Investment Fund (d) Foreign venture capital investor (e) Foreign portfolio investor ACACIA PARTNERS LP ACACIA INSTITUTIONAL PARTNERS LP (f) Financial Institutions / Banks (g) Insurance Companies (h) Provident Funds / pension funds (i) Any other (Foreign Institutional Investors)																		
			15	1,420	-	1,420	0.03	-	-	-	0.03	-	-	-	-	-	-	523
			-	-	-	-	-	-	-	-	-	-	-	-	-	-	-	-
			-	-	-	-	-	-	-	-	-	-	-	-	-	-	-	-
			-	-	-	-	-	-	-	-	-	-	-	-	-	-	-	-
			5	216,188	-	216,188	4.21	-	-	-	4.21	-	-	-	-	-	-	216,188
			-	79,236	-	79,236	1.54	-	-	-	1.54	-	-	-	-	-	-	79,236
			-	89,082	-	89,082	1.73	-	-	-	1.73	-	-	-	-	-	-	89,082
			20	1,350	-	1,350	0.03	-	-	-	0.03	-	-	-	-	-	-	193
			2	28,126	-	28,126	0.55	-	-	-	0.55	-	-	-	-	-	-	28,126
			-	-	-	-	-	-	-	-	-	-	-	-	-	-	-	-
			5	713	-	713	-	-	-	-	-	-	-	-	-	-	-	12
			47	247,797	-	247,797	4.82	-	-	-	4.82	-	-	-	-	-	-	245,092
2 Central government / state government / President of India			-	-	-	-	-	-	-	-	-	-	-	-	-	-	-	-
3 Sub Total (B)(1) Non Institutions (a) Individual shareholders holding nominal share capital upto Rs. 2,00,000 Individual shareholders holding nominal share capital in excess of Rs.2,00,000 (b) NBFC registered with RBI (c) Employees Trusts (d) Overseas Depositors (e) Any other Non resident Indians RICKY SHIVAJI DAS KIRPALANI ANIL ARYA			21121	591,527	-	591,527	11.52	-	-	-	11.52	-	-	-	-	-	-	422,179
			0	-	-	-	-	-	-	-	-	-	-	-	-	-	-	-
			1045	1,222,284	-	1,222,284	23.80	-	-	-	23.80	-	-	-	-	-	-	1,187,889
			-	405,561	-	405,561	7.90	-	-	-	7.90	-	-	-	-	-	-	405,561
			-	249,285	-	249,285	4.85	-	-	-	4.85	-	-	-	-	-	-	249,285

Category and name of the shareholder	PAN	No. of share holders	No. of fully paid up equity shares held	No. of partly paid-up equity shares held	No. of shares underlying Depository Receipts	Total nos. of shares held	Share holding as a % of total (calculated as per SCRR, 1957)	Number of voting rights securities	Total as a % of (A+B+C)	No. of shares underlying convertible securities (including warrants)	Share holding as a % assuming full conversion of convertible securities (as a % of diluted share capital)	No. of locked in shares	No. of shares pledged	No. of equity shares held in dematerialised form
(i)	(ii)	(iii)	(iv)	(v)	(vi)	(vii) = (iv+v+vi)	As a % of (A+B+C)	Class - x	Class - y	Total	(x) = (vii)-(x) as a % of (A+B+C)	(a)	(b)	(c)
KESWANI HARESH VAISHALI ARYA Corporate bodies (Resident) IL AND FS TRUST CO LTD Trusts Foreign national Overseas Corporate bodies Clearing Members Hindu Undivided Families	AAKF7866C AFLPA6400L AAAIC6832K	319	293,042 193,316 197,741 156,421	-	-	293,042 193,316 197,741 156,421	5.71 3.76 3.85 3.05	-	-	-	5.71 3.76 3.85 3.05	-	-	293,042 193,316 197,741 156,421
		2	208	-	-	208	0.00	-	-	-	0.00	-	-	208
		1	227	-	-	227	0.00	-	-	-	0.00	-	-	227
		2	97	-	-	97	0.00	-	-	-	0.00	-	-	97
		9	350	-	-	350	0.01	-	-	-	0.01	-	-	350
		235	19,422	-	-	19,422	0.38	-	-	-	0.38	-	-	19,235
Sub Total (B)(3)		22734	2,031,856	-	-	2,031,856	39.56	-	-	-	39.56	-	-	1,823,404
Total public shareholding (B) = (B)(1)+(B)(2)+(B)(3)		22781	2,279,653	-	-	2,279,653	44.38	-	-	-	44.38	-	-	2,068,446
No. of unclaimed shares	3694													
No. of shareholders	230													

Sr. No.	Details of shareholders acting as persons in concert including their shareholding (No and %)	Details of Shares held	
		No. of shares	As a % of total share capital
(i)	(ii)	(iii)	(iv)
1	RICKY ISHWARDAS KIRPLANI (alongwith PAC) Ricky Ishwardas Kirplani Keswanti Haresh (As a PAC with Ricky Ishwardas Kirplani) Johnny Kirplani (As a PAC with Ricky Ishwardas Kirplani) Alisha Kirplani (As a PAC with Ricky Ishwardas Kirplani) Pooja Vijay Assomull (As a PAC with Ricky Ishwardas Kirplani) IL AND FS Trust Co. Ltd.(As a PAC with Ricky Ishwardas Kirplani) - Total		
		405,561	7.90
		293,042	5.71
		2,150	0.04
		6,384	0.12
		3,200	0.06
		156,421	3.05
		866,758	16.88
2	ANIL ARYA (alongwith PAC) Anil Arya Vaishali Arya (As a PAC with Anil Arya) Total		
		249,285	4.85
		193,316	3.76
		442,601	8.62
	TOTAL	1,309,359	25.49






Table IV - Statement showing shareholding pattern of Non promoter - Non public shareholder

Category and name of the shareholder	PAN	No. of share holders	No. of fully paid up equity shares held	No. of partly paid-up equity shares held	No. of Depository underlying Shares Receipts	Total nos. of shares held	Share holding as a % of total shares (calculated as per SCRR, 1957)	Number of voting Rights held in each class of securities	No. of shares underlying convertible securities (including warrants)	Share holding as a % assuming full conversion of convertible securities (as a % of diluted share capital)	No. of locked in shares	No. of shares pledged	No. of equity shares held in dematerialised form	
(i)	(ii)	(iii)	(iv)	(v)	(vi)	(vii) = IV+V+VI	As a % of (A+B+C)	Class - x Class - y Total	(k)	(X) = (VII+X) as a % of (A+B+C2)	(XII) as a % of total shares held (b)	(XIII) as a % of total shares held (b)	(XIV)	
1 (a) Custodian / DR Holder Name of DR Holder (if any) Employees benefit trust (under SEBI (Share based employee benefit) Regulations, 2014	-	-	-	-	-	-	-	-	-	-	-	N.A. N.A. N.A.	N.A. N.A. N.A.	-
2 (a) Total non promoter - non public shareholding (C) = (C1)+(C)2	-	-	-	-	-	-	-	-	-	-	-	-	-	

